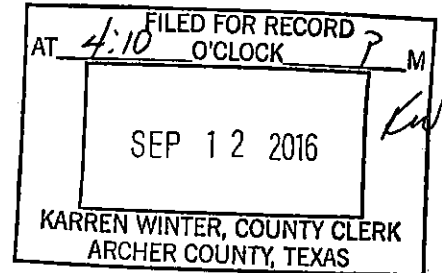


The State of Texas

County of Archer

North Central Texas – Created 1858 – Organized 1880



Annual Budget Of Archer County, Texas


For Fiscal Year 2017
October 1, 2016 to September 30, 2017

Filed with the County Clerk of Archer County

September 12, 2016

County of Archer

North Central Texas – Created 1858 – Organized 1880



September 12, 2016

To the Citizens of Archer County, Texas,

We are submitting the Proposed Annual Budget for Archer County, Texas for the fiscal year beginning October 1, 2016 and ending September 30, 2017. This budget, for a county with an estimated population of 9,200, anticipates total receipts of \$6,408,463 and total expenditures of \$7,270,777. Approximately 65% of the receipts are realized through a proposed ad valorem tax levy of \$4,174,659. The remainder of the receipts comes from other local sources, the ½ cent sales tax, fines, fees, and other various state payments.

Please note that the value of appraised property in Archer County decreased from \$713,056,940 to \$628,496,320, a decrease of \$84,560,620. This net decrease was due to an increase in the real estate valuation of \$6,809,900 and a decrease in the oil and mineral properties of \$91,370,520.

Archer County issued a series of certificates of obligation in the principal amount of \$5,245,000 for the construction of the Archer County Law Enforcement Center during the Fiscal Year Ended September 30, 2010. Of the \$4,174,659 proposed ad valorem tax, \$402,781 has been levied in order to service the debt.

Property Tax Rate Comparison:

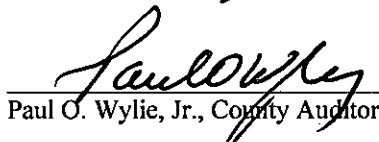
	FY 2017	FY 2016
Proposed Tax Rate:	0.69503	-
Adopted Tax Rate:	-	.59958
Effective Tax Rate:	0.69503	0.56058
Rollback Tax Rate:	0.76425	0.61879

More detailed information can be found in the enclosed proposed budget.

We will be pleased to answer any questions you may have.

Respectfully submitted,


Randy Jackson, County Judge


Paul O. Wylie, Jr., County Auditor

ARCHER COUNTY, TEXAS						
BUDGET SUMMARY						
FOR THE FISCAL YEAR ENDED SEPTEMBER 30, 2017						
	General Fund	Road & Bridge	Debt Service	Other Special Revenue	Total All Funds	
Cash Balance, Beginning of Year	1,518,056	204,791	134,139	1,305,366	3,162,352	
REVENUES:						
Ad Valorem Tax Levy	2,926,217	845,660	402,781	-	4,174,659	
Delinquent Ad Valorem Taxes	58,235	20,000	9,730	-	87,965	
1/2 Cent Sales Tax	258,362	-	-	-	258,362	
Other Taxes	1,500	315,000	-	-	316,500	
Royalties	31,997	-	-	-	31,997	
Misc. Grants	1,598	-	-	69,989	71,587	
Interest Income	3,051	30	150	-	3,231	
Rental Revenues	14,400	-	-	-	14,400	
State Supplements	48,533	30,000	-	-	78,533	
Fees and Fines	479,206	120,000	-	-	599,206	
Inmate Housing	60,000	-	-	-	60,000	
Tax Abatement Payments	460,450	-	-	-	460,450	
Health Insurance Rebates	95,152	-	-	-	95,152	
All Other	50,280	-	-	106,141	156,421	
TOTAL REVENUES	4,488,981	1,330,690	412,661	176,130	6,408,463	
Budgeted Transfer In From General Reserves	-	204,791	-	350,514	555,305	
Budgeted Transfer In From Other Funds	31,000	-	-	71,300	102,300	
TOTAL RESOURCES AVAILABLE	6,038,037	1,535,481	546,800	1,903,310	10,023,628	
EXPENDITURES:						
Salaries & Wages	1,925,727	685,403	-	20,400	2,631,530	
Benefits	700,284	232,495	-	2,079	934,858	
Other Operating Expenses	1,972,771	617,583	-	701,812	3,292,166	
Debt Service	-	-	412,223	-	412,223	
TOTAL EXPENDITURES	4,598,782	1,535,481	412,223	724,291	7,270,777	
Budgeted Transfer Out To Other Funds	56,300	-	-	31,373	87,673	
TOTAL RESOURCES USED	4,655,082	1,535,481	412,223	755,664	7,358,450	
Projected Cash Balance, End of Year	1,382,955	(0)	134,577	1,147,646	2,665,178	

The State of Texas

County of Archer

North Central Texas – Created 1858 – Organized 1880

FY 2017

General Fund

ARCHER COUNTY, TEXAS
GENERAL FUND REVENUE SUMMARY
FOR THE FISCAL YEAR ENDED SEPTEMBER 30, 2017

	FY 2013	FY 2014	FY 2015	FY 2016	FY 2017	BUDGET
	ACTUAL	ACTUAL	ACTUAL	BUDGET	BUDGET	INCREASE/ DECREASE
	REVENUES	REVENUES	REVENUES	FILED	PROPOSED	
Estimated Cash Balance, Beginning of Year					1,518,056	
REVENUES:						
Current Ad Valorem Taxes	2,561,220	2,541,747	2,527,440	2,914,156	2,926,217	12,061
Delinquent Ad Valorem Taxes	59,796	59,383	83,888	60,000	58,235	(1,765)
Interest Income	3,422	3,684	3,898	3,200	3,051	(149)
Jury Fee Reimbursement from State	2,460	3,570	1,734	2,800	2,635	(165)
Indigent Defense Grant	9,996	14,505	10,177	14,066	1,598	(12,468)
Satelite Phone Revenues	80	-	-	-	-	-
Insurance-Claim Proceeds	-	2,201	9,170	-	-	-
Prior Year Reimbursements	13,912	36,298	17,124	5,000	1,601	(3,399)
Prior Year Revenues	-	9,861	14,459	-	-	-
Royalties	92,242	119,843	66,325	60,000	31,997	(28,003)
Sales Tax	437,200	430,451	344,980	350,000	258,362	(91,638)
Mixed Beverage Tax	1,237	2,450	1,975	1,500	1,500	-
County Sheriff	9,230	10,603	9,961	9,000	9,000	-
District Clerk Fees	2,426	2,725	2,203	2,000	2,000	-
County Clerk Fees	92,237	78,590	72,593	72,500	62,000	(10,500)
WIC Building Rent	2,400	2,200	2,400	2,400	2,400	-
Appraisal District Rent	9,000	9,000	9,000	9,000	9,000	-
Tax Assessor - Collector Fees	141,162	148,414	172,290	140,000	142,241	2,241
County Clerk Court Fees	76,190	51,037	40,844	55,000	51,500	(3,500)
Delinquent Tax Atty. Fees Received.	12,915	15,363	18,482	11,000	13,705	2,705
District Clerk Court Fees	37,742	37,103	44,426	45,000	37,000	(8,000)
State Criminal Costs Revenues	14,976	12,424	9,396	10,500	11,500	1,000
Seat Belt Revenue	1,640	629	522	375	300	(75)
State Salary Supplements	35,833	38,333	38,303	48,533	48,533	-
State Civil Fee Revenue	105	97	115	85	85	-
Drug Court Payment Revenue	245	311	187	175	175	-
Inmate Work Crew Reimbursement	-	-	-	-	-	-
Other - Jury Fees	150	162	90	100	100	-
Court Reporter Service Fee	-	-	-	-	-	-
Activity Building Revenue	3,350	3,350	3,450	3,000	3,000	-
Miscellaneous Income	14,474	4,363	5,262	9,100	9,100	-
Retirees Ins. Prem. Rec'd.	21,651	21,427	18,515	25,002	25,002	-
District Court Ins Reimbursements	9,030	10,855	4,314	9,142	9,142	0
Bond Forfeitures	-	6,333	-	-	-	-
Justice of the Peace Fees	249,251	190,296	153,207	162,500	149,600	(12,900)
Inmate Housing Revenue	4,784	62,801	66,424	60,000	60,000	-
Forest Service Bldg Rent	1,350	-	-	-	-	-
Constable #2	-	150	-	-	-	-
Constable #4	100	-	-	-	-	-
Out of County Inmate Transportation	-	1,723	294	1,000	1,000	-
BP Trinity Hill Abatement Payment	187,500	187,500	187,500	187,500	187,500	-
Bobcat Bluff Abatement Payment	-	62,500	62,500	125,000	125,000	-
Windthorst II Holdings, LLC Abatement Payment	-	45,000	-	45,000	147,950	102,950
Wrecker Service Revenenue	2,308	8,125	2,975	1,800	1,800	-
Sale of Sheriff Office Autos	-	-	25,500	-	-	-
Health Insurance Rebates	-	-	-	10,035	95,152	-
Transfers In - Grants Fund	-	28,151	28,387	31,373	31,000	(373)
TOTAL:	4,111,614	4,263,558	4,060,310	4,486,842	4,519,981	(51,978)
Budgeted Transfer In from Reserves						
Total Resources Available					6,038,037	

ARCHER COUNTY, TEXAS
GENERAL FUND EXPENSE SUMMARY
FOR THE FISCAL YEAR ENDED SEPTEMBER 30, 2017

		FY 2013	FY 2014	FY 2015	FY 2016	FY 2017	BUDGET
		ACTUAL	ACTUAL	ACTUAL	BUDGET	BUDGET	INCREASE/
		EXPENSES	EXPENSES	EXPENSES	FILED	PROPOSED	DECREASE
Ref #	EXPENDITURES						
	GENERAL FUND BREAKDOWN						
410	County Judge & Comm. Court	117,311	124,820	122,636	144,158	152,569	8,411
411	Courthouse & Building Maintenance	165,762	192,544	172,758	197,033	205,187	8,155
412	Non-Departmental	999,554	989,024	1,152,195	1,201,573	1,239,584	38,011
413	County Clerk	172,752	146,699	125,160	133,447	134,047	600
414	District Clerk	127,747	132,519	130,477	142,141	144,471	2,330
415	Elections	30,505	84,127	61,226	70,316	80,415	10,100
416	District Court	87,237	91,361	77,724	106,351	99,872	(6,479)
417	District Attorney	80,350	76,954	80,802	79,401	82,494	3,093
418	County Attorney	150,866	126,157	122,892	130,232	132,043	1,811
419	Tax Assessor/Collector	180,218	152,485	157,048	161,463	165,787	4,324
420	County Treasurer	84,002	95,466	101,536	108,065	109,392	1,327
421	Constable 1	1,095	32,119	32,805	29,590	34,196	4,606
422	Constable 2	10,345	20,616	18,428	22,390	38,879	16,489
424	Constable 4	48,795	56,784	53,763	58,862	65,913	7,051
425	County Sheriff	1,042,806	1,128,406	1,112,071	1,209,039	1,280,905	71,866
426	Indigent Health Care	76,016	126,829	106,008	153,511	159,241	5,730
427	County Extension	59,563	61,276	61,191	72,349	71,494	(855)
428	EMS	50,108	51,478	43,987	48,676	62,214	13,538
429	Auditor	62,643	68,779	73,198	90,127	76,049	(14,078)
430	Library	51,967	50,808	53,817	59,124	59,557	433
431	JP 1	87,116	91,649	93,196	100,932	110,596	9,665
432	JP 2	52,747	57,449	58,880	66,858	51,147	(15,711)
433	JP 3	4,524	5,252	6,520	5,602	14,281	8,680
434	JP 4	33,859	37,792	44,903	50,947	51,482	535
435	Museum	5,161	3,957	4,105	4,141	4,841	700
436	Veterans' Affairs	-	-	6,383	7,885	7,843	(42)
437	Other Departments	18,916	24,156	23,580	24,510	20,581	(3,929)
	TOTAL EXPENDITURES	3,801,965	4,029,506	4,097,289	4,478,722	4,655,082	176,360
	Excess of Available Resources						
	Over (Under) Expenditures	309,649	234,052	(36,979)	8,120	(135,101)	
	Estimated Cash Balance, End of Year					1,382,955	

#410 County Judge & Comm. Court

#410 COUNTY JUDGE & COMM. COURT						
	FY 2013	FY 2014	FY 2015	FY 2016	FY 2017	
	ACTUAL	ACTUAL	ACTUAL	BUDGET	BUDGET	
	EXPENSES	EXPENSES	EXPENSES	FILED	PROPOSED	
EXPENDITURES						
Salary: County Judge	58,045	60,198	60,198	72,658	72,658	
Salaries: County Judge Staff	26,542	27,812	27,168	29,203	27,968	
Salaries: Temporary Staff	470	1,315	520	800	800	
Healthcare Premium Supplement						7,483
Incentive	700	700	700	700	700	
Longevity	1,085	1,320	390	-	-	1,509
Cell Phone Allowance	-	-	450	600	600	
FICA	6,597	6,946	6,834	7,953	8,546	
Retirement	6,941	7,454	7,089	7,874	7,656	
Office Supplies	835	450	1,522	1,500	1,500	
Office Machine/Furniture Purchases	-	240	-	1,000	1,000	
Office Machine Repairs	-	-	130	500	500	
Telephone	1,578	1,601	2,061	1,750	2,300	
Conference/Education	1,250	400	1,528	1,250	1,250	
County Judge Expense Account	582	-	566	750	750	
Court Appointed Attorneys - Cnty Court	3,750	5,200	5,175	5,000	5,000	
Court Reporters - County Court	150	1,106	595	1,250	1,250	
County Court Expense	-	1,197	1,098	850	850	
Visiting Judges	1,196	750	416	1,500	1,500	
Office Machine Lease	-	-	190			
Commitments	2,070	1,745	-	2,500	2,500	
Jury Fees	-	1,326	486	1,000	1,000	
County Court Software	5,520	5,060	5,520	5,520	5,250	
TOTAL EXPENDITURES	117,311	124,820	122,636	144,158	152,569	
Increase/(Decrease) in Budget						8,411

#411 Courthouse & Bldg Maint.

#411 COURTHOUSE AND BLDG MAINT					
	FY 2013	FY 2014	FY 2015	FY 2016	FY 2017
	ACTUAL	ACTUAL	ACTUAL	BUDGET	BUDGET
	EXPENSES	EXPENSES	EXPENSES	FILED	PROPOSED
EXPENDITURES					
Custodian Salary	23,514	24,214	24,214	25,425	30,017
Incentive	175	700	700	700	700
Longevity	-	120	240	360	-
FICA	1,728	1,908	1,917	2,026	2,350
Retirement	1,820	2,028	2,009	2,021	2,120
Archer Cnty Showbam Expenses	1,515	1,697	1,658	1,750	1,750
Archer City Activity Building Utilities	10,286	12,905	10,619	13,500	13,500
Archer City Activity Building Repairs & Maint.	1,141	2,659	2,071	2,500	2,500
Medical Building Repairs/Maint.	5	179	1,333	150	150
Bowman Utilities & Misc. Expenses	1,328	1,368	3,470	1,500	1,500
Elevator Telephone/Equip/	1,772	1,737	1,705	1,850	1,850
Courthouse Utilities	20,622	23,152	18,659	23,000	23,000
Courthouse Annex Utilities	17,541	19,579	15,925	21,000	21,000
Holiday Activity Building Utilities & Misc Exp	8,870	8,563	7,481	10,000	10,000
State Nurse Bldg Repairs/Maint	80	188	461	750	750
State Nurse Utilities	4,068	4,327	4,259	4,300	4,300
Law Enforcement Center Utilities	46,599	54,225	44,363	53,500	53,500
County Services Utilities (Old Jail)	261	306	222	350	350
County Services Bldg Repairs & Maintenance	-	-	-	-	-
Courthouse - Repairs & Maintenance	15,071	17,184	19,995	20,000	23,500
Courthouse Annex - Repairs & Maintenance	3,264	9,364	5,309	5,000	5,000
Janitorial/General Supplies	3,739	3,858	3,865	5,000	5,000
Insect and Termite Control	2,363	2,283	2,283	2,350	2,350
TOTAL EXPENDITURES	165,762	192,544	172,758	197,033	205,187
Increase/(Decrease) in Budget					8,155

#412 Non-Departmental

#412 NON-DEPARTMENTAL	FY 2013	FY 2014	FY 2015	FY 2016	FY 2017
	ACTUAL	ACTUAL	ACTUAL	BUDGET	BUDGET
	EXPENSES	EXPENSES	EXPENSES	FILED	PROPOSED
EXPENDITURES					
Medical Insurance Premiums - Employer	463,948	452,165	546,049	550,510	399,145
HSA Funding					153,000
Cancer and Life Insurance Premiums - Employer	15,660	15,425	15,866	16,800	16,800
Audit Expense	15,250	15,500	15,500	15,500	15,500
Interpreter Expense	786	619	757	1,200	1,200
SO/Public Info and Cable Expense	2,449	2,525	2,671	2,700	2,700
EOC Telephone/Fax	1,526	1,551	1,573	1,600	1,600
Annex Fax	845	726	444	850	850
Office Supplies	2,411	2,872	2,487	2,800	2,800
Postage /Postage Meter	22,201	25,298	24,409	26,500	26,500
Internet Service	868	2,606	2,832	3,000	3,000
IT Network Repairs/Maintenance/Leasing	17,040	9,048	45,260	32,500	92,640
IT Network Repairs/Maintenance - Sherriff	-	-	9,577	6,000	6,000
IT Hardware Leasing	-	-	20,130	37,000	
Publishers Certificates	2,446	1,250	2,814	2,500	2,500
Worker's Compensation Expense	36,991	41,563	36,168	40,000	40,000
Unemployment Expense	7,268	9,229	7,553	8,000	8,000
Out of County Jail Housing	-	-	-	250	250
Inmate Medical Expenses	31,460	28,128	43,170	35,000	35,000
Inmate Work Crew Expenses	-	-	1,733	1,000	2,000
Satellite Phone	-	218	-	-	-
Drug Screen/Employee Testing	1,070	2,663	1,134	2,500	2,500
Air Evac Coverage	1,038	850	850	1,050	1,050
Ambulance Service	8,140	8,140	8,140	8,140	8,140
Appraisal District Payments	67,748	64,464	68,164	78,729	87,665
Notary Bonds	610	336	642	715	715
Generators/Repeater Expenses	29,280	12,552	12,043	13,600	13,600
Probation Office Telephone	1,614	1,563	1,623	1,700	1,700
Probation Department Expense	515	538	1,080	1,000	1,000
Delinquent Taxes Attorney Fees	12,903	15,329	18,473	15,500	15,500
Dues	4,589	4,638	5,841	5,000	5,000
Property and General Liability Insurance	33,625	38,551	39,699	39,700	43,000
Public Officials General Liability Insurance	10,703	7,731	11,388	8,000	8,000
Automobile & Inland Marine Equipment Insurance	39,776	41,324	44,894	45,700	45,700
Law Enforcement Professional Liability Insurance	10,337	10,993	11,724	12,000	12,000
Juvenile Probation Administrative	33,757	36,604	37,635	40,705	40,705
Juvenile Probation Placement	1,500	8,470	600	12,000	12,000
Miscellaneous Expenses:	3,371	3,559	3,305	4,000	4,000
Post Mortem Services	29,163	32,802	19,054	30,000	30,000
Service Centers Supplement	10,200	10,200	10,200	10,200	10,200
Volunteer Fire Departments - Transfer Out to Fund #75	56,000	56,300	56,300	56,300	56,300
Legal Fees	-	-	-	-	-
Retirees Insurance Premiums	21,650	21,422	18,519	25,002	25,002
Law Library Transfers	-	-	-	-	-
Redistricting Services	-	-	-	-	-
Mental Health Services	-	-	-	2,745	2,745
Indigent Public Defender Insurance	-	-	-	1,577	1,577
CIRA Website and Email Services	816	1,272	1,894	2,000	2,000
TOTAL EXPENDITURES	999,554	989,024	1,152,195	1,201,573	1,239,584
Increase/(Decrease) in Budget					38,011

#413 County Clerk

#413 COUNTY CLERK	FY 2013	FY 2014	FY 2015	FY 2016	FY 2017
	ACTUAL	ACTUAL	ACTUAL	BUDGET	BUDGET
	EXPENSES	EXPENSES	EXPENSES	FILED	PROPOSED
EXPENDITURES					
Salaries: County Clerk	38,571	40,500	40,500	42,525	42,524
Salaries: Clerk Staff	74,663	54,447	54,447	57,171	57,169
Salaries: Temporary Staff	-	-	-	-	-
Incentive	1,837	1,254	1,400	1,400	1,400
Longevity	2,760	2,880	3,240	3,600	4,795
FICA	8,894	7,477	7,515	8,010	8,100
Retirement	9,533	8,151	7,949	7,991	7,309
Office Supplies	3,369	2,186	3,128	3,500	3,500
Office Machine/Furniture Purchase	2,731	1,036	-	250	250
Office Machine Repairs	164	88	-	500	500
Telephone	2,421	2,421	2,485	2,500	2,500
Conference / Education	2,521	2,925	2,521	3,500	3,500
Office Machine Lease	2,488	2,434	1,975	2,500	2,500
Software - County Clerk	22,800	20,900	-	-	-
TOTAL EXPENDITURES	172,752	146,699	125,160	133,447	134,047
Increase/(Decrease) in Budget					600

#414 District Clerk

#414 DISTRICT CLERK	FY 2013	FY 2014	FY 2015	FY 2016	FY 2017
	ACTUAL	ACTUAL	ACTUAL	BUDGET	BUDGET
	EXPENSES	EXPENSES	EXPENSES	FILED	PROPOSED
EXPENDITURES					
Salaries: District Clerk	38,571	40,500	40,500	42,525	42,524
Salaries: Clerk Staff	53,066	54,447	54,447	57,171	57,169
Salaries: Temporary Staff	-	-	-	-	-
Incentive	1,400	1,400	1,400	1,400	1,400
Longevity	1,230	1,560	1,725	1,800	3,794
FICA	6,963	7,340	7,219	7,872	8,024
Retirement	7,466	8,041	7,828	7,854	7,240
Office Supplies	2,354	1,440	1,681	2,500	2,500
Office Machine/Furniture Purchases	508	1,725	-	-	-
Office Machine Repairs	-	-	-	500	500
Telephone	1,714	1,603	1,728	2,000	2,000
Conference / Education	1,257	2,555	759	3,500	3,500
Office Machine Lease	-	-	-	-	-
Software	11,520	10,560	11,520	11,520	13,320
Records Management - District	1,699	1,348	1,670	3,500	2,500
TOTAL EXPENDITURES	127,747	132,519	130,477	142,141	144,471
Increase/(Decrease) in Budget					2,330

#415 Elections

#415 ELECTIONS	FY 2013	FY 2014	FY 2015	FY 2016	FY 2017
	ACTUAL	ACTUAL	ACTUAL	BUDGET	BUDGET
	EXPENSES	EXPENSES	EXPENSES	FILED	PROPOSED
EXPENDITURES					
Salaries: Election Administrator/IHC Coordinator	-	21,803	14,537	15,263	15,263
Salaries: Asst. Election Administrator/IHC Coordinator	-	20,858	13,906	14,602	14,601
Healthcare Premium Supplement					3,742
Temporary Part Time		2,380	6,995	7,500	12,000
Incentive	-	1,400	700	700	700
Longevity	-	2,700	1,920	2,040	2,637
FICA	-	4,201	2,823	3,068	3,744
Retirement	-	3,774	2,481	2,489	2,550
Office Machine Repairs	-	45	-	100	300
Telephone	186	704	755	800	800
Office Machine Lease	-	231	549	315	315
Election Judges and Clerks	9,384	8,921	1,733	5,000	5,200
Interpreters	120	218	60	150	200
Voting Machine Delivery/Pickup	263	-	-	300	325
FICA	249	-	-	-	-
Elections Equipment Purchases	6,029	444	1,924	100	100
Election Supplies	1,197	3,438	627	2,500	2,500
Election Related Conference/Education	969	655	92	2,000	2,000
Election Software	11,608	11,608	11,608	12,089	12,089
Polling Place Rent	300	-	400	400	450
Election Mileage Expense	200	747	116	900	900
TOTAL EXPENDITURES	30,505	84,127	61,226	70,316	80,415
Increase/(Decrease) in Budget					10,100

#416 District Court

#416 DISTRICT COURT	FY 2013	FY 2014	FY 2015	FY 2016	FY 2017
	ACTUAL	ACTUAL	ACTUAL	BUDGET	BUDGET
	EXPENSES	EXPENSES	EXPENSES	FILED	PROPOSED
EXPENDITURES					
Salaries: District Court Reporter	18,551	19,478	19,868	20,861	20,862
Longevity	1,104	1,159	1,214	1,270	359
Salaries: District Court Coordinator	8,800	9,742	9,937	10,434	10,434
Salaries: Asst District Court Coordinator	-	-	-	8,050	-
Part-time Staff	-	-	-	690	690
Incentive	322	322	322	322	322
FICA	2,201	2,349	2,398	3,184	2,499
Retirement	2,310	2,531	2,501	3,125	2,207
Office Machine/Furniture/Equipment Purchase	-	-	1,262	2,000	2,000
District Court Office Machine Repairs	-	-	260	150	150
Telephone	1,586	1,601	1,609	1,600	1,600
Court Appointed Attorneys	37,169	37,413	25,591	30,000	35,000
Temporary Court Reporters	2,167	-	175	750	750
Expert Witness Expense	-	4,601	-	500	500
District Court Miscellaneous Expenses	775	-	2,113	1,500	1,500
Mileage Expense	-	-	-	2,100	2,100
Court Reporter Expense	296	504	282	2,400	3,400
Court Coordinator Expenses	3,240	3,409	2,684	2,000	2,000
Asst Court Coordinator Expenses	-	-	-	1,915	-
Visiting Judges	879	965	620	1,000	1,000
Office Machine/Equipment Lease	2,096	2,129	2,166	3,500	3,500
Jury Fees	5,742	5,158	4,722	9,000	9,000
TOTAL EXPENDITURES	87,237	91,361	77,724	106,351	99,872
Increase/(Decrease) in Budget					(6,479)

#417 District Attorney

#417 DISTRICT ATTORNEY	FY 2013	FY 2014	FY 2015	FY 2016	FY 2017
	ACTUAL	ACTUAL	ACTUAL	BUDGET	BUDGET
	EXPENSES	EXPENSES	EXPENSES	FILED	PROPOSED
EXPENDITURES					
District Attorney's Assistant & Investigator	-	-	-		-
Other District Attorney Expenses	80,350	76,954	80,802	79,401	82,494
TOTAL EXPENDITURES	80,350	76,954	80,802	79,401	82,494
Increase/(Decrease) in Budget					3,093

#418 County Attorney

#418 COUNTY ATTORNEY	FY 2013 ACTUAL EXPENSES	FY 2014 ACTUAL EXPENSES	FY 2015 ACTUAL EXPENSES	FY 2016 BUDGET FILED	FY 2017 BUDGET PROPOSED
EXPENDITURES					
Salaries: County Attorney	63,879	68,532	68,532	70,791	70,791
Salaries: County Attorney Staff	53,343	27,660	23,433	29,203	29,202
Salaries: Regular Part-time Staff	-	560	2,880	-	2,000
Incentive	1,400	700	700	700	700
Longevity	1,535	240	480	720	949
FICA	8,939	7,390	7,245	7,758	7,929
Retirement	9,626	8,035	7,437	7,740	7,154
Office Supplies	1,932	1,220	302	1,000	1,000
Case Management Software	6,240	5,720	6,240	6,240	6,240
Office Machine/Furniture/Equipment Purchases	1,042	750	1,649	500	500
Office Equipment Repairs	-	-	-	150	150
Telephone	1,521	1,825	1,691	1,625	1,625
Conference / Education	554	2,645	1,498	3,000	3,000
Office & Equipment Lease	705	880	805	804	804
Cnty Attorney Expense Account	150	-	-	-	-
Miscellaneous Expense	-	-	-	-	-
TOTAL EXPENDITURES	150,866	126,157	122,892	130,232	132,043
Increase/(Decrease) in Budget					1,811

#419 Tax Assr-Collector

#419 TAX ASSR-COLLECTOR					
	FY 2013	FY 2014	FY 2015	FY 2016	FY 2017
	ACTUAL	ACTUAL	ACTUAL	BUDGET	BUDGET
	EXPENSES	EXPENSES	EXPENSES	FILED	PROPOSED
EXPENDITURES					
Salaries: Tax Assessor - Collector	38,571	40,500	40,500	42,525	42,524
Salaries: Staff	77,222	54,090	57,700	57,171	64,161
Part time help	-	-	-	250	1,000
Incentive	2,100	1,400	1,400	1,400	1,750
Longevity	10,440	7,560	7,725	6,600	2,466
FICA	9,506	7,725	8,078	8,258	8,560
Retirement	10,300	8,512	8,561	8,589	7,655
Office Supplies	1,576	1,287	1,881	2,500	2,500
Office Machine/Furniture Purchases	1,090	1,615	-	250	250
Telephone	2,587	2,578	2,636	2,600	2,600
Conference / Education	1,054	-	1,015	1,000	2,000
Office Machine Lease	389	497	460	600	600
Data Processing (Statements)	10,632	11,738	12,332	12,500	12,500
Computer Lease	14,751	14,983	14,760	17,220	17,220
TOTAL EXPENDITURES	180,218	152,485	157,048	161,463	165,787
Increase/(Decrease) in Budget					4,324

#420 County Treasurer

#420 COUNTY TREASURER					
	FY 2013	FY 2014	FY 2015	FY 2016	FY 2017
	ACTUAL	ACTUAL	ACTUAL	BUDGET	BUDGET
	EXPENSES	EXPENSES	EXPENSES	FILED	PROPOSED
EXPENDITURES					
Salaries: County Treasurer	38,571	40,500	40,500	42,525	42,524
Salaries: Treasurer Staff	26,487	27,961	26,531	29,203	29,202
Salaries: Temporary Staff	-	-	-	500	500
Incentive	700	700	700	700	700
Longevity	2,760	3,000	2,200	1,440	2,875
FICA	3,875	4,064	4,267	5,689	5,799
Retirement	5,499	5,955	5,584	5,638	5,198
Office Supplies	1,502	1,724	3,038	2,000	2,000
Office Machine/Furniture/Equipment Purchases	-	316	-	250	250
Office Equipment Repairs	-	-	-	200	200
Telephone	798	818	845	1,000	1,225
Conference / Education	1,536	708	1,505	2,500	2,500
Office Machine Lease / Support-Maintenance	375	388	366	420	420
Software	1,900	9,332	16,000	16,000	16,000
TOTAL EXPENDITURES	84,002	95,466	101,536	108,065	109,392
Increase/(Decrease) in Budget					1,327

#421 Constable #1

#421 CONSTABLE 1	FY 2013 ACTUAL EXPENSES	FY 2014 ACTUAL EXPENSES	FY 2015 ACTUAL EXPENSES	FY 2016 BUDGET FILED	FY 2017 BUDGET PROPOSED
EXPENDITURES					
Salaries: Constable	347	12,740	12,740	13,377	13,377
Incentive	-	-	-	-	-
Longevity	600	-	120	240	508
Cell Phone Allowance	-	600	600	600	600
FICA	72	663	615	1,088	1,108
Retirement	76	1,112	1,073	1,085	1,000
Office Supplies	-	-	81	200	200
Equipment Purchases	-	3,257	5,872	5,000	-
Conference/Education	-	489	411	1,000	1,000
Constable #1 Expense Account	-	-	-	-	-
Fuel & Oil	-	1,316	2,354	4,100	4,100
Auto R&M	-	3,044	8,619	2,500	2,500
Uniforms	-	398	320	400	400
Cop Sync	-	-	-	-	1,000
Auto Purchase / Lease	-	8,500	-	-	8,403
TOTAL EXPENDITURES	1,095	32,119	32,805	29,590	34,196
Increase/(Decrease) in Budget					4,606

#422 Constable #2

#422 CONSTABLE 2	FY 2013	FY 2014	FY 2015	FY 2016	FY 2017
	ACTUAL	ACTUAL	ACTUAL	BUDGET	BUDGET
	EXPENSES	EXPENSES	EXPENSES	FILED	PROPOSED
EXPENDITURES					
Salaries: Constable	7,600	12,740	12,740	13,377	13,377
Healthcare Premium Supplement					7,483
Incentive	-	-	-	-	-
Longevity	90	-	120	240	508
Cell Phone Allowance	342	600	600	600	600
FICA	606	1,020	1,030	1,088	1,681
Retirement	639	1,112	1,073	1,085	1,516
Office Supplies	63	-	-	200	200
Uniforms	-	-	-	300	300
Equipment Purchases	-	260	-	750	750
Conference/Education	82	640	1,158	750	750
Constable #2 Expense Account	-	-	-	-	-
Fuel & Oil	923	1,578	1,667	3,500	3,500
Auto Repairs & Maintenance	-	166	40	500	500
Auto Purchase/Lease		2,500	-	-	7,714
TOTAL EXPENDITURES	10,345	20,616	18,428	22,390	38,879
Increase/(Decrease) in Budget					16,489

#423 Constable #3

#423 CONSTABLE 3	FY 2013	FY 2014	FY 2015	FY 2016	FY 2017
	ACTUAL	ACTUAL	ACTUAL	BUDGET	BUDGET
	EXPENSES	EXPENSES	EXPENSES	FILED	PROPOSED
EXPENDITURES					
Salaries: Constable	-	-	-	-	-
Incentive	-	-	-	-	-
Longevity	-	-	-	-	-
Cell Phone Allowance	-	-	-	-	-
FICA	-	-	-	-	-
Retirement	-	-	-	-	-
Office Supplies	-	-	-	-	-
Uniforms	-	-	-	-	-
Equipment Purchases	-	-	-	-	-
Conference/Education	-	-	-	-	-
Constable #3 Expense Account	-	-	-	-	-
Fuel & Oil	-	-	-	-	-
Auto Repairs & Maintenance	-	-	-	-	-
Auto Purchase	-	-	-	-	-
TOTAL EXPENDITURES	-	-	-	-	-
Increase/(Decrease) in Budget					-

424 Constable #4

#424 CONSTABLE 4	FY 2013	FY 2014	FY 2015	FY 2016	FY 2017
	ACTUAL	ACTUAL	ACTUAL	BUDGET	BUDGET
	EXPENSES	EXPENSES	EXPENSES	FILED	PROPOSED
EXPENDITURES					
Salaries: Constable	34,787	36,526	36,526	38,353	38,352
Incentive	-	-	-	-	-
Longevity	480	600	720	840	1,607
Cell Phone Allowance	-	600	600	600	600
FICA	2,562	2,641	2,468	3,044	3,103
Retirement	2,878	3,144	3,018	3,037	2,800
Office Supplies	-	-	-	-	-
Equipment Purchases	1,828	1,392	1,199	2,500	2,350
Conference/Education	-	36	37	1,500	1,500
Constable #4 Expense Account	600	-	-	-	-
Fuel and Oil	3,400	2,960	2,236	6,000	6,000
Equipment Repairs/Maintenance	-	-	468	-	-
Auto Repairs/Maintenance	545	1,765	142	1,500	1,650
Uniform Allowance	188	-	-	300	300
CopSync	734	771	-	1,000	1,000
Auto Purchase/Lease	793	6,349	6,349	188	6,651
TOTAL EXPENDITURES	48,795	56,784	53,763	58,862	65,913
Increase/(Decrease) in Budget					7,051

#425 COUNTY SHERIFF	FY 2013	FY 2014	FY 2015	FY 2016	FY 2017
	ACTUAL	ACTUAL	ACTUAL	BUDGET	BUDGET
	EXPENSES	EXPENSES	EXPENSES	FILED	PROPOSED
EXPENDITURES					
Salaries: Sheriff	39,691	41,676	43,176	45,334	45,334
Salaries: Deputies	251,551	300,615	302,354	323,968	295,318
Salaries: Jailers	111,901	118,882	116,029	128,323	180,102
Salaries: Dispatchers	119,396	119,270	116,029	128,323	120,068
Salaries: Records Clerk	23,089	31,171	31,171	32,729	38,187
Salaries: Regular Part-time Staff	-	-	9,320	15,000	15,000
Salaries: Temporary Staff	93,450	76,340	68,905	75,000	75,000
Salaries: Overtime	476	14	-	-	43,565
Incentive	11,200	9,712	10,734	11,375	11,900
Longevity	3,770	4,100	5,445	7,080	18,588
Certification Pay	8,350	9,275	10,650	11,400	10,800
Cell Phone Allowance	-	5,375	5,350	5,400	5,400
FICA	50,080	53,812	54,401	59,971	65,734
Retirement	46,167	52,646	51,847	54,109	54,134
Office Supplies	6,737	4,988	5,053	6,500	6,000
Office Machine/Furniture/Equipment Purchases	1,244	729	-	1,500	500
Office Machine Repairs	350	2,597	143	500	-
Telephone	6,053	6,871	7,217	7,800	7,500
Ammunition	3,462	3,238	2,803	3,000	3,000
Conference / Education	5,390	10,841	5,237	10,000	8,000
Book In Management Software	32,504	29,656	32,352	35,652	36,000
Mobile Data Terminal Units	-	-	8,530	8,800	8,900
Subscriptions	2,231	916	4,729	5,475	5,475
Office Equipment Lease	3,314	3,546	3,333	3,500	3,000
Jail Operations	11,421	8,445	9,532	12,000	12,000
Investigative Expense	2,498	8,204	5,038	8,500	6,500
Building & Equipment-Maintenance & Repairs	16,353	19,731	11,916	20,000	20,000
Fuel & Oil	72,864	70,048	49,101	65,000	60,000
Inmate Meals	41,837	42,217	42,168	45,000	47,000
Auto Repairs/Maintenance	16,455	11,324	12,213	15,000	12,000
Prisoner Transportation	22	1,638	2,326	2,000	2,000
Deputies/Sheriff Expense Accounts	4,650	-	-	-	-
Uniform Allowance	1,395	901	1,191	1,800	1,500
Equipment	19,786	31,640	12,797	15,000	15,000
Automobile Lease	35,118	47,988	70,981	44,000	47,400
Automobile Purchase	-	-	-	-	-
TOTAL EXPENDITURES	1,042,806	1,128,406	1,112,071	1,209,039	1,280,905
Increase/(Decrease) in Budget					71,866

#426 Indigent Health Care

#426 INDIGENT HEALTH CARE					
	FY 2013	FY 2014	FY 2015	FY 2016	FY 2017
	ACTUAL	ACTUAL	ACTUAL	BUDGET	BUDGET
	EXPENSES	EXPENSES	EXPENSES	FILED	PROPOSED
EXPENDITURES					
IHC Coordinator Salary	-	7,268	14,537	15,263	15,263
Chief Deputy Salary	-	6,953	13,906	14,602	14,601
Healthcare Premium Supplement					3,742
Longevity	-	900	1,920	2,040	2,637
Incentive	-	-	700	700	700
Retirement	-	1,265	2,288	2,489	2,550
FICA	-	1,103	2,480	2,494	2,826
IHC Administrative Expense	12,000	-	-	-	-
IHC Payments	64,016	92,918	55,786	100,000	100,000
Subscriptions	-	450	600	600	600
Office Machine Lease	-	231	285	315	315
Miscellaneous Expenses	-	-	-	-	-
Office Supplies	-	122	34	250	250
Office Equipment/Furniture Purchases	-	60	-	250	250
Telephone	-	756	764	800	800
Conference/Education	-	2,095	-	1,000	2,000
IHC Software	-	12,708	12,708	12,708	12,708
TOTAL EXPENDITURES	76,016	126,829	106,008	153,511	159,241
Increase/(Decrease) in Budget					5,730

#427 County Extension Service

#427 COUNTY EXTENSION SERVICE					
	FY 2013	FY 2014	FY 2015	FY 2016	FY 2017
	ACTUAL	ACTUAL	ACTUAL	BUDGET	BUDGET
	EXPENSES	EXPENSES	EXPENSES	FILED	PROPOSED
EXPENDITURES					
Salaries: Staff	11,534	12,184	12,109	12,480	12,480
Salaries: County Agent	11,097	11,652	11,652	12,235	12,234
Salaries: County Extension Agent	11,120	11,652	11,652	12,235	12,234
Incentive	700	700	700	700	700
Longevity	3,965	4,200	4,440	4,680	4,205
FICA	1,779	1,879	1,883	3,238	3,202
Retirement	926	1,016	966	3,231	2,889
Office Supplies	1,756	944	1,732	2,500	2,500
Office Machine/Furniture Purchase	1,200	825	1,402	2,000	2,000
Office Machine Repairs	-	-	-	250	250
Telephone	1,614	1,576	1,588	2,000	2,000
Conference / Education	-	-	-	-	-
Extension Agent Expense Account	4,586	3,899	3,793	5,500	5,500
Office Machine Lease	1,657	1,730	1,531	1,800	1,800
County Agent Expense Account	3,369	4,600	5,414	5,500	5,500
Automobile Expense	4,261	4,419	2,329	4,000	4,000
TOTAL EXPENDITURES	59,563	61,276	61,191	72,349	71,494
Increase/(Decrease) in Budget					(855)

#428 EMS-DHS

#428 Emergency Management/DHS					
	FY 2013	FY 2014	FY 2015	FY 2016	FY 2017
	ACTUAL	ACTUAL	ACTUAL	BUDGET	BUDGET
	EXPENSES	EXPENSES	EXPENSES	FILED	PROPOSED
EXPENDITURES					
Salaries: County Services Coordinator	34,158	35,791	30,613	29,373	29,373
Healthcare Premium Supplement					7,483
Incentive	700	700	700	700	700
Longevity	480	600	360	-	-
Cell Phone Allowance	-	600	275	600	600
FICA	2,383	2,507	2,261	2,346	2,919
Retirement	2,879	3,082	2,560	2,341	2,634
Office Supplies	953	581	573	1,000	800
Emergency Management Employee Training	-	-	-	-	-
Office Machine/Furniture Purchases	851	-	512	750	3,600
Office Machine Repairs	-	-	130	500	500
Telephone	1,936	1,981	2,159	2,000	2,000
Conference / Education	895	1,459	350	2,500	2,500
EOC Expenses	-	-	-	-	200
Office Machine Lease	960	1,027	1,363	1,365	1,365
Equipment Repairs & Maintenance	60	-	220	500	500
Field Equipment Purchases	598	717	852	1,500	1,500
Expense Account	605	-	-	-	-
Automobile Repairs/Maint/Fuel	2,570	2,364	952	3,000	3,000
OSSF Consulting Fees	-	-	-	-	-
Software	80	-	84	200	200
County Repeater Station	-	-	-	-	2,340
Mileage	-	69	23	-	-
TOTAL EXPENDITURES	50,108	51,478	43,987	48,676	62,214
Increase/(Decrease) in Budget					13,538

#429 Auditor					
	FY 2013	FY 2014	FY 2015	FY 2016	FY 2017
	ACTUAL	ACTUAL	ACTUAL	BUDGET	BUDGET
	EXPENSES	EXPENSES	EXPENSES	FILED	PROPOSED
EXPENDITURES					
Salary: Auditor	50,104	52,500	52,500	55,125	55,125
Healthcare Premium Supplement	-	-	-	11,400	
Incentive	700	700	700	700	700
Longevity	125	240	360	480	-
FICA	3,863	4,064	4,073	5,179	4,271
Retirement	4,079	4,395	4,275	5,168	3,853
Office Supplies	99	157	157	200	200
Office Machine/Furniture Purch	-	-	-	250	250
Office Machine Repairs	-	-	-	250	250
Telephone	637	774	788	800	800
Conference/Education	2,069	1,282	2,201	2,500	2,500
Office Machine Lease		-	-	-	-
Computer Software	950	4,667	8,000	8,000	8,000
Auditor Expense Account	17	-	144	75	100
	62,643	68,779	73,198	90,127	76,049
Increase/(Decrease) in Budget					(14,078)

#430 City-County Library

#430 CITY COUNTY LIBRARY					
	FY 2013	FY 2014	FY 2015	FY 2016	FY 2017
	ACTUAL	ACTUAL	ACTUAL	BUDGET	BUDGET
	EXPENSES	EXPENSES	EXPENSES	FILED	PROPOSED
EXPENDITURES					
Salaries: Librarian	27,929	27,784	30,027	29,203	29,202
Salaries: Librarian Assistant Salary	2,284	-	-	-	-
Salaries: Temporary Library Staff	-	1,312	1,675	6,524	6,524
Incentive	700	700	700	700	700
Longevity	1,920	2,040	2,160	2,280	2,864
FICA	1,620	1,487	1,632	2,961	3,006
Retirement	2,515	2,485	2,623	2,456	2,262
Holiday Library Supplement	15,000	15,000	15,000	15,000	15,000
TOTAL EXPENDITURES	51,967	50,808	53,817	59,124	59,557
Increase/(Decrease) in Budget					433

#431 JP 1					
	FY 2013	FY 2014	FY 2015	FY 2016	FY 2017
	ACTUAL	ACTUAL	ACTUAL	BUDGET	BUDGET
	EXPENSES	EXPENSES	EXPENSES	FILED	PROPOSED
EXPENDITURES					
Salaries: Justice of the Peace	38,571	40,500	40,500	42,525	42,524
Salaries: Staff	26,487	27,810	27,810	29,203	29,202
Salaries: Part Time Staff	-	-	1,535	1,200	1,200
Healthcare Premium Supplement					7,483
Incentive	700	700	700	700	700
Longevity	3,840	4,080	4,320	4,560	5,995
FICA	5,199	5,466	5,602	5,981	6,663
Retirement	5,586	6,032	5,851	5,862	5,929
Office Supplies	2,428	2,342	1,624	4,500	4,500
Case Management Software	2,188	2,628	2,758	2,800	2,800
Office Machine/Furniture/ Equipment Purchases	-	-	129	250	250
Office Machine Repairs	-	-	-	100	100
Telephone	-	1,575	1,653	2,000	2,000
JP#1 Expense Account (Mileage)	1,599	-	150	500	500
Conference / Education	518	516	564	750	750
TOTAL EXPENDITURES	87,116	91,649	93,196	100,932	110,596
Increase/(Decrease) in Budget					9,665

#432 JP #2

#432 JP 2					
	FY 2013	FY 2014	FY 2015	FY 2016	FY 2017
	ACTUAL	ACTUAL	ACTUAL	BUDGET	BUDGET
	EXPENSES	EXPENSES	EXPENSES	FILED	PROPOSED
EXPENDITURES					
Salaries: Justice of the Peace	29,365	30,833	35,666	37,450	28,088
Salaries: Staff	7,800	8,820	6,683	8,820	-
Healthcare Premium Supplement					5,124
Incentive	-	-	-	-	
Longevity	1,080	1,200	1,320	1,440	-
Cell Phone Allowance	-	600	600	600	600
FICA	2,947	3,146	3,362	3,696	2,587
Retirement	3,118	3,454	3,532	3,687	2,334
Office Supplies	4,560	2,724	1,354	2,500	2,500
Office Machine/Furniture/Equipment Purch.	657	123	441	750	750
Office Equipment Repairs	-	-	-	1,000	1,000
Telephone	1,291	1,201	1,220	1,500	1,500
JP #2 Expense Account	1,386	777	653	1,200	1,200
Conference / Education	545	531	584	750	2,000
Software	-	4,040	3,465	3,465	3,465
TOTAL EXPENDITURES	52,747	57,449	58,880	66,858	51,147
Increase/(Decrease) in Budget					(15,711)

#433 JP 3					
	FY 2013	FY 2014	FY 2015	FY 2016	FY 2017
	ACTUAL	ACTUAL	ACTUAL	BUDGET	BUDGET
	EXPENSES	EXPENSES	EXPENSES	FILED	PROPOSED
EXPENDITURES					
Salaries: Justice of the Peace	3,850	4,042	4,042	4,245	4,244
Healthcare Premium Supplement					7,483
Incentive		-	-	-	
Longevity	120	240	90	-	85
FICA	236	266	271	325	904
Retirement	319	357	330	324	815
Office Supplies	-	-	-	208	250
Office Equipment	-	-	-	-	
Office Equipment Repairs	-	-	-	-	
JP Expense Account	-	-	-	-	
Conference / Education	-	347	1,787	500	500
TOTAL EXPENDITURES	4,524	5,252	6,520	5,602	14,281
Increase/(Decrease) in Budget					8,680

#434 JP #4

#434 JP 4					
	FY 2013	FY 2014	FY 2015	FY 2016	FY 2017
	ACTUAL	ACTUAL	ACTUAL	BUDGET	BUDGET
	EXPENSES	EXPENSES	EXPENSES	FILED	PROPOSED
EXPENDITURES					
Salaries: Justice of the Peace	23,895	26,284	33,392	35,062	35,062
Healthcare Premium Supplement					-
Incentive	-	-	-	-	-
Longevity	600	720	840	960	1,661
Cell Phone Allowance	-	600	600	600	600
FICA	1,920	2,112	2,664	2,802	2,855
Retirement	2,014	2,300	2,778	2,795	2,576
Office Supplies	484	198	81	1,400	1,400
Office Machine/Furniture Purchases	245	100	-	1,000	1,000
Office Machine Repairs		-	-	750	750
Telephone	1,210	1,244	1,322	1,375	1,375
JP#4 Expense Account	995	450	149	900	900
Conference / Education	517	716	584	750	750
Rent & DSL Internet Service	1,980	1,980	1,980	2,040	2,040
Clerk Fees	-	-	-	-	-
Software	-	1,088	513	513	513
TOTAL EXPENDITURES	33,859	37,792	44,903	50,947	51,482
Increase/(Decrease) in Budget					535

#435 Museum

#435 MUSEUM						
	FY 2013	FY 2014	FY 2015	FY 2016	FY 2017	
	ACTUAL	ACTUAL	ACTUAL	BUDGET	BUDGET	
	EXPENSES	EXPENSES	EXPENSES	FILED	PROPOSED	
EXPENDITURES						
Salaries: Museum Staff	4,170	3,024	3,276	3,150	3,800	
FICA	319	231	250	241	291	
Museum Utilities	672	702	579	750	750	
TOTAL EXPENDITURES	5,161	3,957	4,105	4,141	4,841	
Increase/(Decrease) in Budget						700

#436 VETERANS' AFFAIRS						
		FY 2013	FY 2014	FY 2015	FY 2016	FY 2017
		ACTUAL	ACTUAL	ACTUAL	BUDGET	BUDGET
		EXPENSES	EXPENSES	EXPENSES	FILED	PROPOSED
	EXPENDITURES					
	Regular Part-time Salaries	-	-	4,284	5,712	5,712
	Retirement	-	-	335	436	394
	FICA	-	-	328	437	437
	Office Supplies	-	-	274	250	250
	Telephone	-	-	661	850	850
	Equipment Purchases	-	-	501	200	200
	TOTAL EXPENDITURES	-	-	6,383	7,885	7,843
	Increase/(Decrease) in Budget					(42)

#437 Other Departments

#437 OTHER DEPARTMENTS					
	FY 2013	FY 2014	FY 2015	FY 2016	FY 2017
	ACTUAL	ACTUAL	ACTUAL	BUDGET	BUDGET
	EXPENSES	EXPENSES	EXPENSES	FILED	PROPOSED
EXPENDITURES					
Local Registrar Salary	493	3,450	3,600	3,600	-
Holiday Act. Building Mgr Salary	13,851	14,544	14,544	15,271	15,271
Incentive	350	350	350	350	350
Longevity	1,680	1,800	1,920	2,040	2,345
FICA	1,227	1,516	1,536	1,626	1,374
Retirement	1,314	1,650	1,630	1,623	1,240
Local Registrar - Conference/Education	-	846	-	-	-
TOTAL EXPENDITURES	18,916	24,156	23,580	24,510	20,581
Increase/(Decrease) in Budget					(3,929)

The State of Texas

County of Archer

North Central Texas – Created 1858 – Organized 1880

FY 2017

Road & Bridge Funds

Summary - All Precinct Funds

SUMMARY-ALL PRECINCT FUNDS						
	FY 2013	FY 2014	FY 2015	FY 2016	FY 2017	
	ACTUAL	ACTUAL	ACTUAL	BUDGET	BUDGET	
				FILED	PROPOSED	
REVENUES						
Current Ad Valorem Tax	771,919	821,742	783,954	841,404	845,660	
Delinquent Ad Valorem Tax	19,535	18,796	26,581	17,000	20,000	
Gross Weight & Axle Weight Revenue	28,716	34,540	43,420	30,000	35,000	
Highway Tax	338,768	332,971	337,020	346,000	315,000	
Interest Income	80	128	44	80	30	
Machinery and Material Sale	7,971	-	1,500	-	-	
Optional R & B Fee	95,628	100,972	90,388	96,000	85,000	
Miscellaneous Income	18,080	12,163	12,191	20,000	10,000	
Insurance Claim Proceeds	-	-	8,348	-	-	
Lateral Road Allocations	19,400	20,020	19,400	20,000	20,000	
Precinct 4 - Sale of Land	-	-	26,556	-	-	
Precinct 4 Relocation - Move Reimbursement	-	-	33,000	-	-	
TOTAL REVENUES	1,300,097	1,341,332	1,382,402	1,370,484	1,330,690	
Budgeted Transfer In From Reserves (Cash Balance, Beginning of Year)				314,000	204,791	
TOTAL RESOURCES AVAILABLE				1,684,484	1,535,481	
EXPENDITURES						
101 Salaries: Commissioner	154,284	162,000	162,000	170,100	170,097	
102 Salaries: Roadhands	284,189	291,598	325,291	379,620	415,406	
103 Salaries: Temporary / Extra Help	150	4,920	9,105	34,706	2,500	
105 Healthcare Premium Supplement	-	-	-	-	22,449	
109 Salaries: Travel Allowance and other allowances	33,600	40,000	40,000	40,000	40,000	
110 Cell Phone Allowance	600	2,400	2,400	2,400	2,400	
113 Longevity	15,765	16,320	17,280	18,720	24,851	
114 Incentive	5,980	5,600	5,775	7,000	7,700	
115 Retirement	39,935	42,729	44,103	47,157	47,137	
116 FICA	37,033	38,997	41,886	49,920	50,149	
117 Medical & Dental Insurance	122,780	118,428	147,098	160,608	129,917	
118 Cancer and Life Insurance	4,244	4,049	4,431	5,292	5,292	
323 Inmate Work Crew	-	-	-	3,500	3,500	
331 Fuel and Oil	145,443	154,951	129,599	169,500	131,500	
332 Equipment/Machine Purchase	37,087	21,600	2,295	48,500	23,500	
333 Repair/Maintenance: Buildings	452	9,602	109	2,250	1,750	
334 Repair/Maintenance: Equipment	95,632	68,727	89,182	85,000	88,195	
335 Utilities	6,530	7,400	7,626	8,150	8,150	
336 Road Base Materials	131,152	114,189	195,396	158,000	144,615	
337 Bridge/Culverts Materials	28,554	13,141	11,774	17,000	19,000	
338 Chemicals - Right of Way	1,300	905	3,220	2,750	2,250	
339 Operating Supplies	3,986	6,481	3,952	9,282	9,282	
340 Special Projects	11,607	4,211	836	136,958	72,254	
348 Equipment Lease	76,626	35,269	65,406	57,437	57,437	
441 Signs	15,603	23,417	23,521	39,650	29,650	
445 Equipment Repayment	44,542	15,000	15,022	16,000	13,500	
451 Telephone	2,338	1,834	2,213	3,000	3,000	
453 Conference/Education	5,498	6,350	1,920	6,250	7,500	
577 Miscellaneous Expenses	917	-	181	2,500	2,500	
Contract Work - Hauling	-	-	8,533	3,235	-	
Commissioner's Expense Account	1,800	-	-	-	-	
Time Warrant Payment	-	-	-	-	-	
Budgeted Transfer Out - CETRZ Fund	-	75,801	93,701	-	-	
Precinct 4 Relocation	-	18,127	17,888	-	-	
	-	-	-	-	-	
TOTAL:	1,307,627	1,304,046	1,471,743	1,684,485	1,535,481	
Cash Balance, End of Year					(0)	
Increase/(Decrease) in Budget					(149,003)	

Princinct 1 - All Funds

PRECINCT 1 ALL FUNDS					
	FY 2013	FY 2014	FY 2015	FY 2016	FY 2017
	ACTUAL	ACTUAL	ACTUAL	BUDGET	BUDGET
				FILED	PROPOSED
REVENUES					
Current Ad Valorem Tax	169,822	180,783	172,470	185,109	186,045
Delinquent Ad Valorem Tax	4,298	4,135	5,848	3,500	4,400
Gross Weight & Axle Weight Revenue	7,179	8,635	10,855	7,500	8,750
Highway Tax	84,692	83,242	84,255	86,500	78,750
Interest Income	20	32	11	20	8
Machinery and Material Sale	7,971	-	-	-	-
Optional R & B Fee	23,907	25,243	22,597	24,000	21,250
Miscellaneous Income	4,520	3,040	3,068	5,000	2,500
Insurance Claim Proceeds	-	-	2,251	-	-
Lateral Road/Fund 14	4,850	5,005	4,850	5,000	5,000
TOTAL REVENUES	307,259	310,115	306,205	316,629	306,703
Budgeted Transfer In From Reserves (Cash Balance, Beginning of Year)				160,000	84,714
TOTAL RESOURCES AVAILABLE				476,629	391,417
EXPENDITURES					
101 Salaries: Commissioner	38,571	40,500	40,500	42,525	42,524
102 Salaries: Roadhands	68,174	71,582	71,582	75,183	75,162
103 Salaries: Temporary / Extra Help	-	550	4,043	17,000	-
105 Healthcare Premium Supplement	-	-	-	-	7,483
109 Salaries: Travel Allowance and other allowances	8,400	10,000	10,000	10,000	10,000
110 Cell Phone Allowance	600	600	600	600	600
113 Longevity	6,120	6,480	6,840	7,200	5,442
114 Incentive	1,400	1,400	1,400	1,400	1,400
115 Retirement	9,893	10,763	10,448	10,448	9,844
116 FICA	9,296	9,893	10,188	11,772	10,910
117 Medical & Dental Insurance	30,073	29,383	33,959	34,416	21,653
118 Cancer and Life Insurance	1,109	1,129	1,130	1,134	1,134
323 Inmate Work Crew	-	-	-	500	500
331 Fuel and Oil	23,402	21,670	22,749	32,500	32,500
332 Equipment/Machine Purchase	33,066	-	1,072	18,000	18,000
333 Repair/Maintenance: Buildings	288	6,879	-	250	250
334 Repair/Maintenance: Equipment	42,148	19,252	28,998	30,000	30,000
335 Utilities	2,360	2,575	2,489	2,400	2,400
336 Road Base Materials	29,121	20,905	99,049	49,000	49,000
337 Bridge/Culverts Materials	2,403	-	2,382	5,000	5,000
338 Chemicals - Right of Way	-	-	2,400	500	500
339 Operating Supplies	890	1,820	951	2,000	2,000
340 Special Projects	129	-	442	98,634	38,928
348 Equipment Lease	-	269	30,406	22,437	22,437
441 Signs	-	306	777	250	250
445 Equipment Repayment	-	-	-	-	-
451 Telephone	500	-	480	500	500
453 Conference/Education	1,599	2,085	1,215	2,000	2,000
577 Miscellaneous Expenses	26	-	11	1,000	1,000
Contract Work - Hauling	-	-	-	-	-
Commissioner's Expense Account	600	-	-	-	-
Time Warrant Payment	-	-	-	-	-
Budgeted Transfer Out - CETRZ Fund	-	-	28,102	-	-
TOTAL:	310,168	258,041	412,213	476,629	391,416
Cash Balance, End of Year					0
Increase/(Decrease) in Budget					(85,213)

Precinct 2 - All Funds

PRECINCT 2 ALL FUNDS						
	FY 2013	FY 2014	FY 2015	FY 2016	FY 2017	
	ACTUAL	ACTUAL	ACTUAL	BUDGET	BUDGET	
				FILED	PROPOSED	
REVENUES						
Current Ad Valorem Tax	200,699	213,653	203,828	218,765	219,872	
Delinquent Ad Valorem Tax	5,079	4,887	6,911	4,500	5,200	
Gross Weight & Axle Weight Revenue	7,179	8,635	10,855	7,500	8,750	
Highway Tax	84,692	83,243	84,255	86,500	78,750	
Interest Income	20	32	11	20	8	
Machinery and Material Sale	-	-	600	-	-	
Optional R & B Fee	23,907	25,243	22,597	24,000	21,250	
Miscellaneous Income	4,520	3,041	3,041	5,000	2,500	
Insurance Claim Proceeds	-	-	6,097	-	-	
Lateral Road Allocations	4,850	5,005	4,850	5,000	5,000	
TOTAL REVENUES	330,946	343,739	343,045	351,285	341,329	
Budgeted Transfer In From Reserves (Cash Balance, Beginning of Year)				44,000	15,366	
TOTAL RESOURCES AVAILABLE				395,285	356,695	
EXPENDITURES						
101 Salaries: Commissioner	38,571	40,500	40,500	42,525	42,524	
102 Salaries: Roadhands	69,277	72,943	71,776	114,013	112,222	
103 Salaries: Temporary / Extra Help	150	1,770	5,062	5,206	-	
105 Healthcare Premium Supplement	-	-	-	-	7,483	
109 Salaries: Travel Allowance and other allowances	8,400	10,000	10,000	10,000	10,000	
110 Cell Phone Allowance	-	600	600	600	600	
113 Longevity	3,720	3,360	3,240	3,480	5,859	
114 Incentive	1,400	1,400	1,342	2,100	2,100	
115 Retirement	9,801	10,639	10,173	13,183	12,479	
116 FICA	9,029	9,673	9,833	13,611	13,830	
117 Medical & Dental Insurance	30,074	29,383	33,901	45,888	32,479	
118 Cancer and Life Insurance	1,104	892	786	1,512	1,512	
323 Inmate Work Crew	-	-	-	2,000	2,000	
331 Fuel and Oil	39,500	43,195	29,301	40,000	28,000	
332 Equipment/Machine Purchase	3,371	905	276	500	500	
333 Repair/Maintenance: Buildings	132	15	-	1,000	500	
334 Repair/Maintenance: Equipment	11,399	14,357	26,458	15,000	15,000	
335 Utilities	1,254	1,855	1,669	1,500	1,500	
336 Road Base Materials	54,038	48,620	38,596	45,000	30,615	
337 Bridge/Culverts Materials	8,866	4,135	1,151	5,000	5,000	
338 Chemicals - Right of Way	714	225	75	1,000	500	
339 Operating Supplies	369	565	540	1,032	1,032	
340 Special Projects	6,707	2,991	252	-	5,560	
348 Equipment Lease	10,000	10,000	10,000	10,000	10,000	
441 Signs	176	215	744	400	400	
445 Equipment Repayment	23,514	15,000	15,000	15,000	12,500	
451 Telephone	452	453	457	500	500	
453 Conference/Education	1,629	1,500	225	1,500	1,500	
577 Miscellaneous Expenses	32	-	117	500	500	
Contract Work - Hauling	-	-	8,533	3,235	-	
Commissioner's Expense Account	600	-	-	-	-	
Time Warrant Payment	-	-	-	-	-	
Budgeted Transfer Out - CETRZ Fund	-	-	26,679	-	-	
TOTAL:	334,279	325,191	347,286	395,285	356,695	
Cash Balance, End of Year					(0)	
Increase/(Decrease) in Budget					(38,590)	

Precinct 3 - All Funds

PRECINCT 3 ALL FUNDS						
	FY 2013	FY 2014	FY 2015	FY 2016	FY 2017	
	ACTUAL	ACTUAL	ACTUAL	BUDGET	BUDGET	
				FILED	PROPOSED	
REVENUES						
Current Ad Valorem Tax	200,699	213,653	203,828	218,765	219,872	
Delinquent Ad Valorem Tax	5,079	4,887	6,911	4,500	5,200	
Gross Weight & Axle Weight Revenue	7,179	8,635	10,855	7,500	8,750	
Highway Tax	84,692	83,243	84,255	86,500	78,750	
Interest Income	20	32	11	20	8	
Machinery and Material Sale	-	-	900	-	-	
Optional R & B Fee	23,907	25,243	22,597	24,000	21,250	
Miscellaneous Income	4,520	3,041	3,041	5,000	2,500	
Insurance Claim Proceeds	-	-	-	-	-	
Lateral Road Allocations	4,850	5,005	4,850	5,000	5,000	
TOTAL REVENUES	330,946	343,739	337,248	351,285	341,329	
Budgeted Transfer In From Reserves (Cash Balance, Beginning of Year)				55,000	79,000	
TOTAL RESOURCES AVAILABLE				406,285	420,329	
EXPENDITURES						
101 Salaries: Commissioner	38,571	40,500	40,500	42,525	42,524	
102 Salaries: Roadhands	69,398	72,791	72,791	76,431	114,011	
103 Salaries: Temporary / Extra Help	-	-	-	10,000	-	
105 Healthcare Premium Supplement	-	-	-	-	7,483	
109 Salaries: Travel Allowance and other allowances	8,400	10,000	10,000	10,000	10,000	
110 Cell Phone Allowance	-	600	600	600	600	
113 Longevity	3,365	3,720	4,080	4,440	6,819	
114 Incentive	1,400	1,400	1,400	1,400	2,100	
115 Retirement	9,760	10,635	10,317	10,334	12,669	
116 FICA	8,773	9,356	9,361	11,123	11,757	
117 Medical & Dental Insurance	30,073	29,383	33,959	34,416	32,479	
118 Cancer and Life Insurance	994	1,014	1,104	1,134	1,134	
323 Inmate Work Crew	-	-	-	-	5,000	
331 Fuel and Oil	38,409	47,099	30,604	50,000	45,000	
332 Equipment/Machine Purchase	650	20,283	330	30,000	5,000	
333 Repair/Maintenance: Buildings	-	951	-	500	500	
334 Repair/Maintenance: Equipment	20,006	15,443	13,937	15,000	20,000	
335 Utilities	1,724	1,871	1,834	1,750	1,750	
336 Road Base Materials	28,666	28,513	35,265	40,000	45,000	
337 Bridge/Culverts Materials	6,770	2,861	5,617	3,000	5,000	
338 Chemicals - Right of Way	74	480	91	750	750	
339 Operating Supplies	1,005	1,771	913	1,250	1,250	
340 Special Projects	4,771	837	-	32,382	19,503	
348 Equipment Lease	45,000	25,000	25,000	25,000	25,000	
441 Signs	-	896	-	2,000	2,000	
445 Equipment Repayment	20,217	-	-	-	-	
451 Telephone	761	779	781	1,000	1,000	
453 Conference/Education	1,005	1,046	245	1,250	2,000	
577 Miscellaneous Expenses	61	-	-	-	-	
Contract Work - Hauling	-	-	-	-	-	
Commissioner's Expense Account	600	-	-	-	-	
Time Warrant Payment	-	-	-	-	-	
Budgeted Transfer Out - CETRZ Fund	-	62,635	15,261	-	-	
TOTAL:	340,453	389,864	313,990	406,285	420,329	
Cash Balance, End of Year					(0)	
Increase/(Decrease) in Budget					14,044	

Precinct 4 - All Funds.

PRECINCT 4 ALL FUNDS						
	FY 2013	FY 2014	FY 2015	FY 2016	FY 2017	
	ACTUAL	ACTUAL	ACTUAL	BUDGET	BUDGET	
				FILED	PROPOSED	
REVENUES						
Current Ad Valorem Tax	200,699	213,653	203,828	218,765	219,872	
Delinquent Ad Valorem Tax	5,079	4,887	6,911	4,500	5,200	
Gross Weight & Axle Weight Revenue	7,179	8,635	10,855	7,500	8,750	
Highway Tax	84,692	83,243	84,255	86,500	78,750	
Interest Income	20	32	11	20	8	
Machinery and Material Sale	-	-	-	-	-	
Optional R & B Fee	23,907	25,243	22,597	24,000	21,250	
Miscellaneous Income	4,520	3,041	3,041	5,000	2,500	
Insurance Claim Proceeds	-	-	-	-	-	
Lateral Road Allocations	4,850	5,005	4,850	5,000	5,000	
Sale of Land	-	-	26,556	-	-	
Precinct 4 Relocation - Move Reimbursement	-	-	33,000	-	-	
TOTAL REVENUES	330,946	343,739	395,904	351,285	341,329	
Budgeted Transfer In From Reserves (Cash Balance, Beginning of Year)				55,000	25,711	
TOTAL RESOURCES AVAILABLE				406,285	367,040	
EXPENDITURES						
101 Salaries: Commissioner	38,571	40,500	40,500	42,525	42,524	
102 Salaries: Roadhands	77,340	74,282	109,142	114,013	114,011	
103 Salaries: Temporary / Extra Help	-	2,600	-	2,500	2,500	
105 Healthcare Premium Supplement	-	-	-	-	-	
109 Salaries: Travel Allowance and other allowances	8,400	10,000	10,000	10,000	10,000	
110 Cell Phone Allowance	-	600	600	600	600	
113 Longevity	2,560	2,760	3,120	3,600	6,731	
114 Incentive	1,780	1,400	1,633	2,100	2,100	
115 Retirement	10,481	10,692	13,165	13,192	12,146	
116 FICA	9,935	10,075	12,504	13,413	13,653	
117 Medical & Dental Insurance	32,560	30,279	45,279	45,888	43,306	
118 Cancer and Life Insurance	1,037	1,014	1,411	1,512	1,512	
323 Inmate Work Crew	-	-	-	1,000	1,000	
331 Fuel and Oil	44,132	42,987	46,945	47,000	28,000	
332 Equipment/Machine Purchase	-	412	617	-	-	
333 Repair/Maintenance: Buildings	32	1,757	109	500	500	
334 Repair/Maintenance: Equipment	22,079	19,675	19,789	25,000	23,195	
335 Utilities	1,192	1,099	1,634	2,500	2,500	
336 Road Base Materials	19,327	16,151	22,486	24,000	20,000	
337 Bridge/Culverts Materials	10,515	6,145	2,624	4,000	4,000	
338 Chemicals - Right of Way	512	200	654	500	500	
339 Operating Supplies	1,722	2,325	1,548	5,000	5,000	
340 Special Projects	-	383	142	5,942	3,263	
445 Equipment Repayment	21,626	-	-	-	-	
348 Equipment Lease	15,427	22,000	22,000	37,000	27,000	
411 Signs	811	-	22	1,000	1,000	
451 Telephone	625	602	495	1,000	1,000	
453 Conference/Education	1,265	1,719	235	1,500	2,000	
577 Miscellaneous Expenses	798	-	53	1,000	1,000	
Contract Work - Hauling	-	-	-	-	-	
Commissioner's Expense Account	-	-	-	-	-	
Time Warrant Payment	-	-	-	-	-	
Budgeted Transfer Out - CETRZ Fund	-	13,166	23,659	-	-	
Precinct 4 Relocation	-	18,127	17,888	-	-	
TOTAL:	322,727	330,950	398,254	406,285	367,040	
Cash Balance, End of Year					(0)	
Increase/(Decrease) in Budget					(39,245)	

The State of Texas

County of Archer

North Central Texas – Created 1858 – Organized 1880

FY 2017

Special Revenue Funds

#45 Flood Plain Program Fund

#45	FLOOD PLAIN PROGRAM FUND					
		FY 2013 ACTUAL	FY 2014 ACTUAL	FY 2015 ACTUAL	2016 BUDGET FILED	FY 2017 BUDGET PROPOSED
	REVENUES:					
	Flood Plain Application Fees	1,800	1,600	500	1,500	1,500
	TOTAL REVENUES	1,800	1,600	500	1,500	1,500
	Budgeted Transfer In From Reserves				3,865	2,500
	TOTAL RESOURCES AVAILABLE				5,365	4,000
	EXPENDITURES:					
	Office Supplies	-	-	-	-	-
	Consultant Contract	-	-	-	1,500	1,500
	Software	-	-	-	-	-
	Miscellaneous Expenses	-	-	-	-	-
	Office Machines/Furniture Purchases	3,494	-	-	-	-
	Telephone	-	-	-	-	-
	Conference/Education	-	-	-	1,000	1,000
	Info License	-	-	2,864	2,865	1,500
	TOTAL:	3,494	-	2,864	5,365	4,000
	Estimated Cash Balance, Beginning of Year					2,898
	Estimated Cash Balance, End of Year					398

#46 County Judge Judiciary Fund

#46	COUNTY JUDGE JUDICIARY FUND					
		FY 2013	FY 2014	FY 2015	FY 2016	FY 2017
		ACTUAL	ACTUAL	ACTUAL	BUDGET	BUDGET
					FILED	PROPOSED
	REVENUES:					
	Excess Supplement	659	232	198	200	200
	TOTAL REVENUES	659	232	198	200	200
	Budgeted Transfer In From Reserves				3,050	3,050
	TOTAL RESOURCES AVAILABLE				3,250	3,250
	EXPENDITURES:					
	Equipment Purchases	-	537	280	500	500
	Software	-	-	-	-	-
	Conference/Education	559	-	1,490	750	750
	Court Reporter	-	-	-	500	500
	Miscellaneous Court Related Expenses	-	-	-	1,500	1,500
	TOTAL:	559	537	1,770	3,250	3,250
	Estimated Cash Balance, Beginning of Year					3,201
	Estimated Cash Balance, End of Year					151

County Clerk Technology Fund

#47	COUNTY CLERK TECHNOLOGY FUND					
		FY 2013	FY 2014	FY 2015	FY 2016	FY 2017
		ACTUAL	ACTUAL	ACTUAL	BUDGET	BUDGET
					FILED	PROPOSED
	REVENUES:					
	County Clerk Technology Revenue	325	383	213	360	525
	TOTAL:		383	213	360	525
	EXPENDITURES:					
	Office Software	-	-	-	-	
	Office Equipment Purchases	-	-	-	-	
	Conference/Education	-	-	-	360	525
	TOTAL:	-	-	-	360	525
	Cash Balance, Beginning of Year					1,735
	Cash Balance, End of Year					1,735

#48 Elections Fund

#48	ELECTIONS FUND					
		FY 2013	FY 2014	FY 2015	FY 2016	FY 2017
		ACTUAL	ACTUAL	ACTUAL	BUDGET	BUDGET
					FILED	PROPOSED
	REVENUES:					
	HAVA Grant	-	-	-	-	-
	Contracted Entity Fee Revenues	4,850	8,375	1,800	5,000	8,800
	Equipment Rental Revenue	148	325	-	-	520
	Delivery and Setup	300	600	-	-	2,375
	Election Kits Reimbursement	-	450	473	450	935
	TOTAL REVENUES	5,298	9,750	2,273	5,450	12,630
	Budgeted Transfer In From Reserves				-	5,828
	TOTAL RESOURCES AVAILABLE				5,450	18,458
	EXPENDITURES:					
	Election Staff Salaries (Judges & Clerks)	-	-	-	-	12,000
	Interpretors	-	-	-	-	-
	Voting Equipment Delivery/Pickup	-	-	-	-	-
	Equipment Purchases	4,355	-	-	4,000	4,000
	Equipment Repairs/Maintenance	850	-	-	-	-
	Election Kits	686	1,465	398	1,500	1,500
	Equipment Lease	-	-	-	-	-
	Education/Training	-	-	-	-	-
	Software	806	823	840	858	858
	Polling Place Rent	-	-	-	-	-
	Miscellaneous Expenses	-	-	-	92	100
	Mileage Reimbursements	-	-	-	-	-
	TOTAL:	6,697	2,288	1,238	6,450	18,458
	Estimated Cash Balance, Beginning of Year					33,896
	Estimated Cash Balance, End of Year					28,068

#49 Fema Fire Dept Grant

#49	FEMA FIRE DEPT GRANT	FY 2013	FY 2014	FY 2015	FY 2016	FY 2017
		ACTUAL	ACTUAL	ACTUAL	BUDGET	BUDGET
					FILED	PROPOSED
	REVENUES:					
	Fema Grant Allocations	-	-	-	-	-
	TOTAL:	-	-	-	-	-
	EXPENSES:					
	Grant Disbursements to VFD's	-	-	-	-	-
	TOTAL:	-	-	-	-	-
	Estimated Cash Balance, Beginning of Year					-
	Estimated Cash Balance, End of Year					-

#50	DISTRICT CLERK TECHNOLOGY FUND					
		FY 2013	FY 2014	FY 2015	FY 2016	FY 2017
		ACTUAL	ACTUAL	ACTUAL	BUDGET	BUDGET
					FILED	PROPOSED
	REVENUES:					
	District Clerk Technology Revenue	907	768	856	750	750
	TOTAL REVENUES	907	768	856	750	750
	Budgeted Transfer In From Reserves				2,250	322
	TOTAL RESOURCES AVAILABLE				3,000	1,072
	EXPENDITURES:					
	Office Software	-	-	-	-	972
	Office Equipment Purchases	-	-	770	3,000	100
	Office Machine Lease	-	-	-	-	
	TOTAL:	-	-	770	3,000	1,072
	Estimated Cash Balance, Beginning of Year					4,070
	Estimated Cash Balance, End of Year					3,748

#55 Misc. Grants

#55	MISC. GRANTS					
		FY 2013	FY 2014	FY 2015	FY 2016	FY 2017
		ACTUAL	ACTUAL	ACTUAL	BUDGET	BUDGET
					FILED	PROPOSED
	REVENUES:					
	Sheriff - Tobacco Grant Revenue	-	-	-	-	-
	Law Enforcement Education - LeoseTraining	-	1,615	1,733	-	1,398
	Homeland Security Grants	-	-	-	-	-
	Leose Fund - Constable #4	-	650	-	-	-
	J S Bridwell Grant	-	-	-	-	-
	Nortex POD Grant (Health Dept. POD Site)	-	-	-	-	-
	Emergency Management Grant	28,120	28,386	31,415	26,401	29,871
	W F Area Community Foundation Grant	9,670	-	15,503	-	-
	Nortex Grants	-	2,864	-	-	-
	TAC Employee Rewards	-	75	100	-	250
	Sheriff Office Donation Program	2,000	1,500	1,500	-	1,600
	Peace Officer Allocations-Constable	-	-	659	-	-
	Criminal Justice Grant (CJD)	-	10,534	-	-	-
	TOTAL REVENUES	39,790	45,624	50,910	26,401	33,119
	Budgeted Transfer In From Reserves				52,957	14,807
	TOTAL RESOURCES AVAILABLE				79,358	47,926
	EXPENDITURES:					
	Sheriff Office Donation Program	1,278	-	1,000	3,412	-
	Leose Fund - Sheriff Department	35	1,299	1,164	904	1,800
	Leose Fund - Constable #1	-	-	-	651	-
	Homeland Security Expenses - Grants	-	-	-	-	-
	Leose Fund-Constable #4	-	-	-	375	1,300
	Deputy Sheriff Association Donation-Equipment	-	-	-	-	-
	J S Bridwell Grant	-	-	-	-	-
	Nortex POD Grant	-	-	-	564	-
	Emergency Management Grant	-	-	-	-	-
	W F Area Community Foundation Grant	9,670	-	-	15,503	13,453
	TAC Employee Rewards	-	-	-	175	-
	Nortex Grant	-	2,864	-	-	-
	Criminal Justice Grant	-	10,534	-	-	-
	Transfer Out to General Fund - EMG Grant Expenditures	-	28,151	28,388	31,373	31,373
	TOTAL:	10,983	42,848	30,552	52,957	47,926
	Estimated Cash Balance, Beginning of Year					40,680
	Estimated Cash Balance, End of Year					25,873

#56	DISTRICT COURT PRESERVATION FUND					
		FY 2013	FY 2014	FY 2015	FY 2016	FY 2017
		ACTUAL	ACTUAL	ACTUAL	BUDGET	BUDGET
					FILED	PROPOSED
	REVENUES:					
	District Clerk Preservation Revenue	1,700	1,360	1,485	1,500	1,400
	TOTAL REVENUES	1,700	1,360	1,485	1,500	1,400
	Budgeted Transfer In From Reserves				3,500	-
	TOTAL RESOURCES AVAILABLE				5,000	1,400
	EXPENDITURES:					
	District Court Preservation Expenses	-	-	-	5,000	1,400
	TOTAL:	-	-	-	5,000	1,400
	Estimated Cash Balance, Beginning of Year					8,805
	Estimated Cash Balance, End of Year					8,805

#57	VITALS ARCHIVE FUND					
		FY 2013	FY 2014	FY 2015	FY 2016	FY 2017
		ACTUAL	ACTUAL	ACTUAL	BUDGET	BUDGET
					FILED	PROPOSED
	REVENUES:					
	Vitals Archive Revenue	78	68	66	65	65
	TOTAL:	78	68	66	65	65
	EXPENDITURES:					
	Vitals Archive Expenses	-	100	-	-	100
	TOTAL:	-	100	-	-	100
	Estimated Cash Balance, Beginning of Year					342
	Estimated Cash Balance, End of Year					307

#58	COUNTY COURT PRESERVATION FUND					
		FY 2013	FY 2014	FY 2015	FY 2016	FY 2017
		ACTUAL	ACTUAL	ACTUAL	BUDGET	BUDGET
					FILED	PROPOSED
	REVENUES:					
	County Court Preservation Revenue	620	570	420	400	500
	TOTAL:	620	570	420	400	500
	EXPENDITURES:					
	County Court Preservation Expenses	-	-	-	400	500
	TOTAL:	-	-	-	400	500
	Estimated Cash Balance, Beginning of Year					3,112
	Estimated Cash Balance, End of Year					3,112

#59	ON-SITE SEWAGE FACILITY (OSSF)					
		FY 2013	FY 2014	FY 2015	FY 2016	FY 2017
		ACTUAL	ACTUAL	ACTUAL	BUDGET	BUDGET
					FILED	PROPOSED
	REVENUES:					
	Permit Fee (County)	4,440	4,640	3,770	3,770	4,800
	Permit Fee (State)	200	180	170	200	200
	Inspection Fee - New	-	-	-	-	-
	Inspection Fee - Existing	2,100	1,700	1,100	1,380	
	TOTAL REVENUES	6,740	6,520	5,040	5,350	5,000
	Budgeted Transfer In From Reserves				4,380	4,730
	TOTAL RESOURCES AVAILABLE				9,730	9,730
	EXPENDITURES:					
	OSSF Consultant Contract	-	-	-	5,150	5,150
	Permit Fee - State	170	130	100	200	200
	Certification Expense	-	111	-	-	-
	Office Supplies	-	-	-	-	-
	Conference/Education	-	680	-	-	-
	Auto Purchase/Lease	7,523	7,523	-	4,380	4,380
	Equipment Purchase	-	-	-	-	-
	TOTAL:	7,693	8,444	100	9,730	9,730
	Estimated Cash Balance, Beginning of Year					12,461
	Estimated Cash Balance, End of Year					7,731

#60	FLEX SPENDING FUND					
		FY 2013	FY 2014	FY 2015	FY 2016	FY 2017
		ACTUAL	ACTUAL	ACTUAL	BUDGET	BUDGET
					FILED	PROPOSED
	REVENUES:					
	Employee Deductions	-	-	-	984	246
	TOTAL	-	-	-	984	246
	EXPENDITURES:					
	Employee Payments	-	-	-	984	246
	TOTAL	-	-	-	984	246
	Estimated Cash Balance, Beginning of Year					-
	Estimated Cash Balance, End of Year					-

#61 Criminal Costs Tax Fund

#61	CRIMINAL COSTS TAX FUND	FY 2013	FY 2014	FY 2015	FY 2016	FY 2017
		ACTUAL	ACTUAL	ACTUAL	BUDGET FILED	BUDGET PROPOSED
REVENUES:						
	Vitals Archive Fee	-	-	-	-	-
	Clerks Fees	38,589	39,060	30,795	35,000	36,000
	Justice of the Peace Fees	151,550	119,653	94,276	100,000	100,000
	Donated Jury Fees	-	-	-	-	-
	Birth Certificates	50	40	58	100	50
	Marriage Licenses	1,230	930	732	1,500	900
	Bail Bond Fees	4,365	3,750	4,125	4,000	3,500
	Jury Fee (Collected From Fines)	-	-	-	-	-
	County Child Abuse Prevention	-	-	-	-	-
	Sexual Assault/Substance Abuse Program	5	-	-	25	-
	Victims of Crime Auxiliary Fund (Jury Donations)	12	42	54	25	-
	Jury Donations - Fire Departments	294	554	444	200	300
	Jury Donations - Libraries	48	84	72	25	25
	Crimestoppers Programs	-	-	-	-	-
	Non-disclosure Fees	-	28	84	30	30
	Jury Donations - Service Centers	54	96	138	25	-
	State Electronic Filing Fees	95	3,889	4,372	3,000	7,800
	Appellate Judicial System Fee	65	680	705	1,500	700
	Family Protection Fee	-	-	-	100	-
	TOTAL:	196,357	168,806	135,855	145,530	149,305
EXPENDITURES:						
	Jury Donations - Service Centers	54	96	138	25	-
	Civil Fees	19,434	16,692	16,145	10,000	16,000
	State Court Costs & Fees	173,469	143,362	111,210	128,605	122,000
	Service and DPS Fees	-	-	-	-	-
	Archer County Child Welfare Board	-	-	-	-	-
	Filing Fees Legal Indigent	-	-	-	-	-
	Child Safety Seat and Seat Belt Fines	429	80	29	25	-
	Sexual Assault/Substance Abuse Program	5	-	-	25	-
	Jury Donations - Victims of Crime	6	30	54	25	-
	Jury Donations - Fire Departments	294	554	444	200	-
	Jury Donations - Libraries	48	84	72	25	-
	Drug Court Program	2,453	3,114	1,871	2,000	3,055
	Crimestoppers Programs	-	-	-	-	-
	State Electronic Filing Fees	95	3,245	4,372	3,000	7,000
	Appellate Judicial System Fee	65	1,324	705	1,500	800
	Family Protection Fee	-	225	815	100	450
	TOTAL:	196,352	168,806	135,855	145,530	149,305
	Estimated Cash Balance, Beginning of Year					-
	Estimated Cash Balance, End of Year					-

#62 Recovery Fund

#62	RECOVERY FUND	FY 2013	FY 2014	FY 2015	FY 2016	FY 2017
		ACTUAL	ACTUAL	ACTUAL	BUDGET	BUDGET
					FILED	PROPOSED
	REVENUES:					
	Interest	1,958	1,994	2,232	2,000	1,500
	Tobacco Settlement Proceeds	2,929	2,923	4,206	3,000	3,000
	Wind Energy Revenues/App Fees	-	-	-	-	-
	TOTAL:	4,887	4,917	6,438	5,000	4,500
	EXPENDITURES:					
	Miscellaneous	-	-	-	-	-
	Transfer Out to Other Funds	-	-	-	-	-
	TOTAL:	-	-	-	-	-
	Estimated Cash Balance, Beginning of Year					599,670
	Estimated Cash Balance, End of Year					604,170

#63 Law Library Fund

#63	LAW LIBRARY FUND					
		FY 2013 ACTUAL	FY 2014 ACTUAL	FY 2015 ACTUAL	FY 2016 BUDGET FILED	FY 2017 BUDGET PROPOSED
	REVENUES:					
	Clerk's Fees	5,425	4,795	4,935	4,900	4,900
	TOTAL REVENUES	5,425	4,795	4,935	4,900	4,900
	Budgeted Transfer In From Reserves				1,100	100
	TOTAL RESOURCES AVAILABLE				6,000	5,000
	EXPENDITURES:					
	Law Books	5,341	4,307	3,327	6,000	5,000
	TOTAL:	5,341	4,307	3,327	6,000	5,000
	Estimated Cash Balance, Beginning of Year					6,672
	Estimated Cash Balance, End of Year					6,572

#64 Records Management - County Clerk

#64	Records Management - Co. Clerk					
		FY 2013	FY 2014	FY 2015	FY 2016	FY 2017
		ACTUAL	ACTUAL	ACTUAL	BUDGET	BUDGET
					FILED	PROPOSED
	REVENUES:					
	Records Management-County Clerk	14,417	21,707	23,706	20,000	21,866
	Archive Fee	14,120	21,890	23,880	20,000	22,190
	TOTAL REVENUES	28,537	43,597	47,586	40,000	44,056
	Budgeted Transfer In From Reserves				8,589	7,717
	TOTAL RESOURCES AVAILABLE				48,589	51,773
	EXPENDITURES:					
	Temporary Part-Time Salaries	-	-	-	10,400	10,400
	FICA	-	-	-	796	796
	Equipment Purchases/Lease	-	-	3,760	3,600	3,600
	Software	5,928	5,434	28,728	28,728	31,912
	Records Management	-	1,882	-	-	-
	Office Supplies	432	26	-	1,000	1,000
	Microfiche	-	-	142	2,000	2,000
	Exavault Solution	-	-	450	1,250	1,250
	Book Reduction	482	-	-	-	-
	Electronic Backup	-	668	729	815	815
	TOTAL:	6,842	8,010	33,809	48,589	51,773
	Estimated Cash Balance, Beginning of Year					44,885
	Estimated Cash Balance, End of Year					37,168

#65 Records Management
District Clerk

#65	Records Management-Dist. Clerk					
		FY 2013	FY 2014	FY 2015	FY 2016	FY 2017
		ACTUAL	ACTUAL	ACTUAL	BUDGET	BUDGET
					FILED	PROPOSED
	REVENUES:					
	Records Management - District Clerk	924	743	943	850	800
	TOTAL:	924	743	943	850	800
	EXPENDITURES:					
	Records Management - District Clerk	-	668	729	815	1,000
	TOTAL:	-	668	729	815	1,000
	Estimated Cash Balance, Beginning of Year					9,948
	Estimated Cash Balance, End of Year					9,748

#67 Special Projects Fund

#67	Special Projects Fund					
		FY 2013	FY 2014	FY 2015	FY 2016	FY 2017
		ACTUAL	ACTUAL	ACTUAL	BUDGET	BUDGET
					FILED	PROPOSED
REVENUES:						
	Repayment of Loans - Precincts	38,421	15,000	15,000	15,000	15,000
	Sale of Equipment/Property	-	2,590	2,625	-	-
	Sale of Land - Precinct 4	-	31,393	-	-	-
	FEMA Reimbursements	-	-	-	-	7,200
	P.L. Pippin Memorial Donations	-	4,485	20	-	-
	C.E.R.T. Donations	-	-	371	-	-
	Unclaimed Property Capital Credit	-	-	613	-	-
	Insurance Proceeds- Sheriff Vehicle	-	2,997	339	-	-
	Insurance Proceeds- Constable #4 Tahoe Lease Payment	-	-	-	-	-
	TOTAL REVENUES	38,421	56,465	18,968	15,000	22,200
	Budgeted Transfer In From Reserves				134,527	201,180
	TOTAL RESOURCES AVAILABLE				149,527	223,380
EXPENDITURES:						
	P.L. Pippin Memorial Expenditures	-	-	853	3,652	300
	C.E.R.T. Donation Expenditures	-	-	-	371	500
	Unclaimed Property Capital Credit Expenditures	-	-	-	614	-
	Administrative Expenses	-	-	-	-	-
	Legal Fees	-	-	-	-	-
	Equipment/Machine Purchase	770	-	-	-	-
	AC Show Barn Water Project	-	5,396	-	-	-
	Road Repairs-Flooding	-	-	74,569	-	-
	Other Restoration-Repair Projects	2,357	-	48,400	-	-
	Building Construction-Repairs	-	-	-	-	-
	Annex Construction-Repairs	8,978	-	-	-	-
	Courthouse Construction-Repairs	892	-	-	-	-
	Museum Construction-Repairs	1,289	-	-	-	-
	Medical Bldgs Construction-Repairs	-	-	-	-	-
	Precinct Equipment Purchases	-	28,866	-	-	-
	Architectural Services	-	-	-	-	-
	Special Trials	-	-	-	-	-
	Investigative Expenses - Special	-	-	-	-	-
	Industrial - Economic Development Marketing	-	-	-	-	-
	Lease Payment - Constable #4 Tahoe	5,556	-	-	-	-
	Sheriff Department - Repair of Vehicle	-	-	3,335	-	-
	Miscellaneous Expenses	-	-	-	-	-
	JP Software	9,746	-	-	-	-
	Precinct 4 Relocation	-	41,685	-	-	-
	Historical Markers	-	-	-	2,000	-
	Contingency	-	-	-	142,890	222,580
	TOTAL:	29,588	75,947	127,157	149,527	223,380
	Estimated Cash Balance, Beginning of Year					234,160
	Estimated Cash Balance, End of Year					32,980

#68 County Records
Management Fund

#68	COUNTY RECORDS MANAGEMENT FUND					
		FY 2013	FY 2014	FY 2015	FY 2016	FY 2017
		ACTUAL	ACTUAL	ACTUAL	BUDGET	BUDGET
					FILED	PROPOSED
	REVENUES:					
	County Records Management Revenue	3,550	4,099	2,909	3,500	3,500
	TOTAL REVENUES	3,550	4,099	2,909	3,500	3,500
	Budgeted Transfer In From Reserves				600	600
	TOTAL RESOURCES AVAILABLE				4,100	4,100
	EXPENDITURES:					
	County Records Management Expense	9,116	3,468	4,100	4,100	4,100
	TOTAL:	9,116	3,468	4,100	4,100	4,100
	Estimated Cash Balance, Beginning of Year					7,189
	Estimated Cash Balance, End of Year					6,589

#70 Hot Check Processing Fund

#70	HOT CHECK PROCESSING FUND					
		FY 2013	FY 2014	FY 2015	FY 2016	FY 2017
		ACTUAL	ACTUAL	ACTUAL	BUDGET	BUDGET
					FILED	PROPOSED
	REVENUES:					
	Processing Fees Received	1,131	900	776	900	900
	Check Restitution Received	-	-	-	-	-
	Miscellaneous Revenues	-	150	-	-	-
	Warrant Fee Received	50	-	-	-	-
	TOTAL REVENUES	1,181	1,050	776	900	900
	Budgeted Transfer In From Reserves				4,124	2,850
	TOTAL RESOURCES AVAILABLE				5,024	3,750
	EXPENDITURES:					
	Warrant Fees	50	-	-	-	-
	Law Books, Supplies, Attorney Expenses	-	499	-	250	250
	Conference-Education	747	1,842	-	550	1,500
	Miscellaneous	8,238	1,979	-	4,224	2,000
	TOTAL:	9,035	4,320	-	5,024	3,750
	Estimated Cash Balance, Beginning of Year					4,054
	Estimated Cash Balance, End of Year					1,204

Hot Check Restitution Fund

#71	HOT CHECK - RESTITUTION FUND					
		FY 2013	FY 2014	FY 2015	FY 2016	FY 2017
		ACTUAL	ACTUAL	ACTUAL	BUDGET	BUDGET
					FILED	PROPOSED
	REVENUES:					
	Restitution received	7,319	5,525	3,415	3,500	2,500
	TOTAL:	7,319	5,525	3,415	3,500	2,500
	EXPENDITURES:					
	Restitution paid	6,767	8,058	4,137	3,500	2,500
	TOTAL:	6,767	8,058	4,137	3,500	2,500
	Estimated Cash Balance, Beginning of Year					893
	Estimated Cash Balance, End of Year					893

#72 Sheriff's Office Seized Funds

#72	SHERIFF'S DEPT - SEIZED FUNDS					
		FY 2013	FY 2014	FY 2015	FY 2016	FY 2017
		ACTUAL	ACTUAL	ACTUAL	BUDGET	BUDGET
					FILED	PROPOSED
	REVENUES:					
	Interest Income	3	14	18	15	15
	Seized Funds	11,797	15,528	-	-	-
	Seized Property Sales	-	1,541	-	-	-
	TOTAL REVENUES	11,800	17,083	18	15	15
	Budgeted Transfer In From Reserves				17,427	17,439
	TOTAL RESOURCES AVAILABLE				17,442	17,454
	EXPENDITURES:					
	Education - Training	-	-	-	-	-
	Equipment	-	7,473	6,029	17,442	17,454
	TOTAL:	-	7,473	6,029	17,442	17,454
	Estimated Cash Balance, Beginning of Year					17,439
	Estimated Cash Balance, End of Year					-

#73	COURT REPORTER FEES					
		FY 2013	FY 2014	FY 2015	FY 2016	FY 2017
		ACTUAL	ACTUAL	ACTUAL	BUDGET	BUDGET
					FILED	PROPOSED
	REVENUES:					
	Court Reporter Fees - District Court	135	-	855	1,500	1,100
	Court Reporter Fees - County Court	30	855	624	750	800
	TOTAL REVENUES	165	855	1,479	2,250	1,900
	Budgeted Transfer In From Reserves				1,905	2,255
	TOTAL RESOURCES AVAILABLE				4,155	4,155
	EXPENDITURES:					
	District Court Reporter Expenses	-	-	-	2,100	2,100
	County Court Reporter Expenses	-	-	-	2,055	2,055
	TOTAL	-	-	-	4,155	4,155
	Estimated Cash Balance, Beginning of Year					4,209
	Estimated Cash Balance, End of Year					1,954

#75 Fire Dept Support Fund

#75	FIRE DEPT SUPPORT FUND					
		FY 2013	FY 2014	FY 2015	FY 2016	FY 2017
		ACTUAL	ACTUAL	ACTUAL	BUDGET	BUDGET
					FILED	PROPOSED
	REVENUES:					
	FEMA Disaster Relief	-	-	-	-	-
	Jury Donations - Fire Departments	-	-	-	-	-
	TOTAL REVENUES	-	-	-	-	-
	Budgeted Transfer In From Reserves	-	-	-	4,742	4,503
	Budgeted Transfer In From Other Funds	56,000	56,300	56,300	56,300	56,300
	TOTAL RESOURCES AVAILABLE	56,000	56,300	56,300	61,042	60,803
	EXPENDITURES:					
	Jury Donations to Fire Departments	-	-	-	-	-
	Dozer Expense	-	-	-	4,742	3,000
	Fire Department Supplements	56,000	56,000	56,000	56,000	56,000
	Miscellaneous Expenses	-	299	299	300	540
	TOTAL:	56,000	56,299	56,299	61,042	59,540
	Estimated Cash Balance, Beginning of Year					4,503
	Estimated Cash Balance, End of Year					1,263

#76 CETRZ Road Grant Fund

#76	CETRZ ROAD GRANT					
		FY 2013	FY 2014	FY 2015	FY 2016	FY 2017
		ACTUAL	ACTUAL	ACTUAL	BUDGET	BUDGET
					FILED	PROPOSED
	REVENUES:					
	CETRZ Grant Revenues	-	43,581	374,803	493,369	40,118
	TOTAL REVENUES	-	43,581	374,803	493,369	40,118
	Budgeted Transfer In From Reserves		-	-	125,711	
	Budgeted Transfer In From Precincts - County Match		75,801	93,701	-	-
	TOTAL RESOURCES AVAILABLE		119,382	468,504	619,080	40,118
	EXPENDITURES:					
	CETRZ Road Grant Expenditures	-	-	-	-	79,887
	Precinct #1 CETRZ Grant Expenditures	-	-	78,599	141,221	53,538
	Precinct #2 CETRZ Grant Expenditures	-	-	119,633	159,596	47,309
	Precinct #3 CETRZ Grant Expenditures	-	54,476	59,999	167,537	19,384
	Precinct #4 CETRZ Grant Expenditures	-	-	104,137	149,000	
	TOTAL:	-	54,476	362,368	617,354	200,118
	Estimated Cash Balance, Beginning of Year					160,000
	Estimated Cash Balance, End of Year					-

#77 FEMA 2015 Flood Grant Fund

#77	FEMA-2015 FLOOD					
		FY 2013	FY 2014	FY 2015	FY 2016	FY 2017
		ACTUAL	ACTUAL	ACTUAL	BUDGET	BUDGET
					FILED	PROPOSED
	REVENUES:					
	FEMA Grant Revenues-Pct 1	-	-	-	-	-
	FEMA Grant Revenues-Pct 2	-	-	-	-	-
	FEMA Grant Revenues-Pct 3	-	-	-	-	-
	FEMA Grant Revenues-Pct 4	-	-	-	-	-
	TOTAL REVENUES	-	-	-	-	-
	Budgeted Transfer In From Reserves					
	Budgeted Transfer In From Precincts - County Match					
	TOTAL RESOURCES AVAILABLE					
	EXPENDITURES:					
	Precinct #1 FEMA Grant Expenditures	-	-	-	-	-
	Precinct #2 FEMA Grant Expenditures	-	-	-	-	-
	Precinct #3 FEMA Grant Expenditures	-	-	-	-	-
	Precinct #4 FEMA Grant Expenditures	-	-	-	-	-
	TOTAL:	-	-	-	-	-
	Estimated Cash Balance, Beginning of Year					
	Estimated Cash Balance, End of Year					-

#85 Museum Fund

#85	MUSEUM FUND					
		FY 2013	FY 2014	FY 2015	FY 2016	FY 2017
		ACTUAL	ACTUAL	ACTUAL	BUDGET	BUDGET
					FILED	PROPOSED
	REVENUES:					
	Fix the "36" Donations	-	1,376	-	-	-
	Jack Loftin Memorial Donations	-	-	365	-	-
	Donations	202	303	200	150	500
	TOTAL REVENUES	202	1,679	565	150	500
	Budgeted Transfer In From Reserves				7,924	3,400
	TOTAL RESOURCES AVAILABLE				8,074	3,900
	Fix the "36" Expenditures	-	-	-	1,376	1,400
	Jack Loftin Memorial Expenditures	-	-	435	-	-
	Repairs	-	-	-	3,698	2,000
	Bldgs and Grounds Maintenance	-	100	65	2,000	-
	Office Supplies	22	96	-	1,000	500
	TOTAL:	22	196	500	8,074	3,900
	Estimated Cash Balance, Beginning of Year					3,410
	Estimated Cash Balance, End of Year					10

#87 Time Payment Court Improvements Fund

#87	TIME PAYMENT FUND					
		FY 2013	FY 2014	FY 2015	FY 2016	FY 2017
		ACTUAL	ACTUAL	ACTUAL	BUDGET	BUDGET
					FILED	PROPOSED
	REVENUES:					
	Time Payment Revenue (JP's 10%)	530	517	365	400	500
	TOTAL REVENUES	530	517	365	400	500
	Budgeted Transfer In From Reserves				2,600	2,500
	TOTAL RESOURCES AVAILABLE				3,000	3,000
	EXPENDITURES:					
	Office Equipment	-	-	-	3,000	3,000
	Computer Software	-	-	-	-	-
	Office Machine Lease	-	-	-	-	-
	TOTAL:	-	-	-	3,000	3,000
	Estimated Cash Balance, Beginning of Year					7,125
	Estimated Cash Balance, End of Year					4,625

#92 Justice Court Bldg
Security Fund

#92	COURTHOUSE SECURITY - JP COURT					
		FY 2013	FY 2014	FY 2015	FY 2016	FY 2017
		ACTUAL	ACTUAL	ACTUAL	BUDGET	BUDGET
					FILED	PROPOSED
	REVENUES:					
	Justice Court Security Revenue	1,461	1,339	1,121	1,100	1,000
	TOTAL REVENUES	1,461	1,339	1,121	1,100	1,000
	Budgeted Transfer In From Reserves				3,900	14,000
	TOTAL RESOURCES AVAILABLE				5,000	15,000
	EXPENDITURES:					
	Salaries	-	-	-	-	-
	Security Equipment	-	-	-	5,000	15,000
	Security Equipment Repairs - Maintenance	-	-	-	-	-
	Signs-Identification Badges	-	-	-	-	-
	Software	-	-	-	-	-
	Education Expense	-	-	-	-	-
	TOTAL:	-	-	-	5,000	15,000
	Estimated Cash Balance, Beginning of Year					14,188
	Estimated Cash Balance, End of Year					188

#98 Justice Court Technology Fund

#98	JUSTICE COURT TECHNOLOGY FUND					
		FY 2013	FY 2014	FY 2015	FY 2016	FY 2017
		ACTUAL	ACTUAL	ACTUAL	BUDGET	BUDGET
					FILED	PROPOSED
	REVENUES:					
	Justice Court Technology Revenue	7,720	5,966	4,567	4,750	4,000
	TOTAL REVENUES	7,720	5,966	4,567	4,750	4,000
	Budgeted Transfer In From Reserves				2,400	5,750
	TOTAL RESOURCES AVAILABLE				7,150	9,750
	EXPENDITURES:					
	Equipment	6,484	960	980	1,000	3,600
	Computer Software	-	4,156	6,150	6,150	6,150
	Office Machine Lease	-	-	-	-	-
	TOTAL:	6,484	5,116	7,130	7,150	9,750
	Estimated Cash Balance, Beginning of Year					14,643
	Estimated Cash Balance, End of Year					8,893

#99 Courthouse Security Fund

#99	Courthouse Security-County					
		FY 2013	FY 2014	FY 2015	FY 2016	FY 2017
		ACTUAL	ACTUAL	ACTUAL	BUDGET	BUDGET
					FILED	PROPOSED
	REVENUES:					
	Courthouse Security Revenue	8,908	7,711	6,831	7,500	7,300
	TOTAL REVENUES	8,908	7,711	6,831	7,500	7,300
	Budgeted Transfer In From Reserves				66,837	56,983
	TOTAL RESOURCES AVAILABLE				64,337	64,283
	EXPENDITURES:					
	Regular Part-time Salaries	2,710	3,080	1,971	7,500	7,500
	Temporary Part-time Salaries	-	100	123	2,500	2,500
	FICA	347	243	151	765	765
	Retirement	-	224	156	572	518
	Unemployment	-	-	-	-	-
	Bailiff/Contract	-	-	-	-	-
	Security Equipment	-	10,561	25,310	50,000	50,000
	Security Equipment Repairs - Maintenance	87	-	-	1,500	1,500
	Signs - Identification Badges	-	-	-	-	-
	Software	-	-	-	-	-
	Conference -Education Expenses	-	-	565	1,500	1,500
	TOTAL:	3,144	14,208	28,276	64,337	64,283
	Estimated Cash Balance, Beginning of Year					61,153
	Estimated Cash Balance, End of Year					4,170

Tax Rate and Valuation History	2000	2001	2002	2003	2004	2005	2006	2007	2008	2009	2010	2011	2012	2013	2014	2015	2016	2017
TAX RATES																		
General Fund	0.17640	0.40140	0.39550	0.44468	0.51500	0.49700	0.46235	0.43500	0.40389	0.40745	0.47922	0.44501	0.43576	0.39411	0.36258	0.35508	0.41509	0.48082
Road and Bridge General	0.07470	0.07470	0.06470	0.05501	0.04285	0.04280	0.04010	0.04977	0.04485	0.05067	0.04380	0.04234	0.03235	0.02413	0.02932	0.02330	0.02697	0.03115
Road and Bridge Special	0.08230	0.05230	0.05574	0.05981	0.05981	0.05815	0.05244	0.04611	0.04492	0.03983	0.04110	0.04028	0.03861	0.03558	0.03222	0.03065	0.03288	0.07010
Farm to Market and Lateral Road	0.19510	0.10510	0.10285	0.10788	0.10788	0.10271	0.09590	0.08408	0.07922	0.07251	0.07488	0.07334	0.07037	0.06117	0.05884	0.05851	0.06043	0.03811
TOTAL OPERATING TAX RATE	0.50850	0.63850	0.62189	0.66816	0.72434	0.69876	0.65983	0.61496	0.56967	0.57068	0.59900	0.60098	0.57709	0.50299	0.48296	0.46572	0.53537	0.62018
Debt Service Levy	0.00000	0.00000	0.05723	0.04384	0.04533	0.05660	0.05545	0.04584	0.04537	0.00000	0.09349	0.08157	0.07722	0.06619	0.06335	0.06005	0.06421	0.07485
TOTAL TAX RATE	0.50850	0.63850	0.67922	0.71000	0.77087	0.75566	0.70614	0.66080	0.61504	0.57068	0.69249	0.68255	0.65431	0.56916	0.54631	0.52577	0.59958	0.69503
Assessed Valuation	314,671,399	328,201,817	368,201,817	355,122,588	353,223,581	372,981,117	404,785,251	467,507,411	599,014,954	559,821,472	548,208,768	561,380,836	595,077,854	678,767,170	711,784,180	752,557,220	713,056,940	628,496,320
Ad Valorem Taxes Levied	1,819,037	2,006,658	2,290,178	2,435,392	2,631,380	2,719,956	2,792,719	3,019,195	3,126,862	3,204,193	3,224,701	3,381,365	3,445,017	3,470,964	3,490,715	3,577,668	3,832,206	3,771,877
Ad Valorem Debt Levy	-	-	210,722	155,686	164,355	211,685	224,453	214,305	230,940	-	462,303	413,474	414,914	421,250	411,823	412,223	412,223	402,781